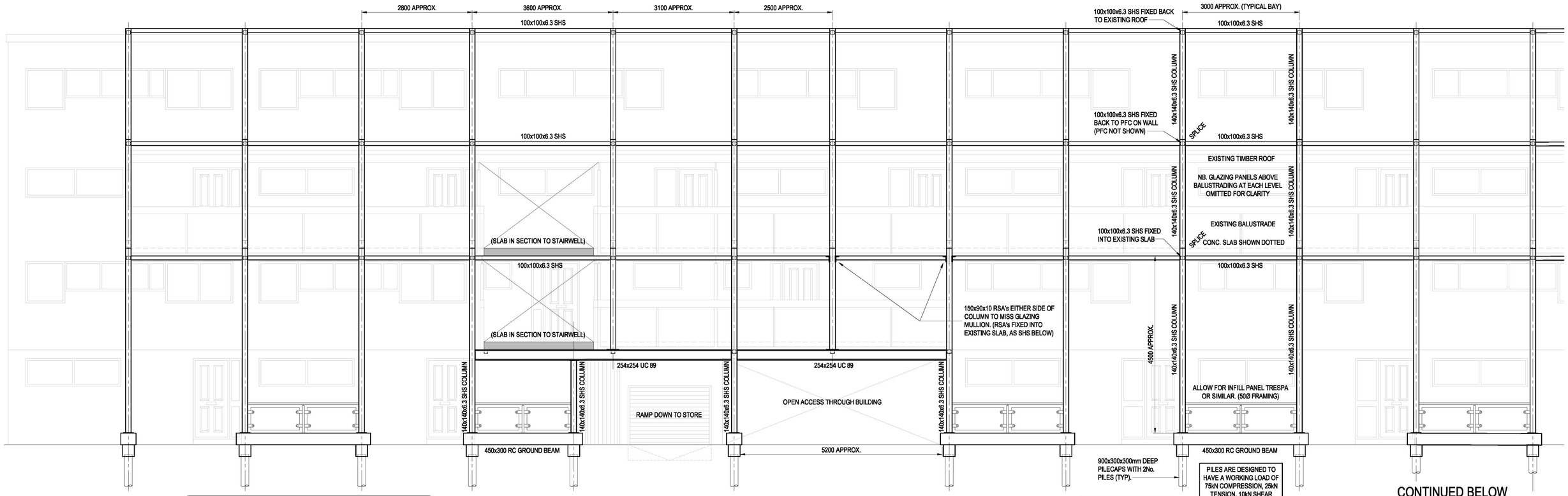

FOR TYPICAL PLAN SEE TYPE 1 DRAWING

COLUMNS ARE TYPICALLY VERTICALLY ALIGNED WITH EXISTING BALCONY PANEL MULLIONS, WITH TYPICALLY 3No. COLUMNS PER FLAT. HOWEVER, THIS MAY NOT WORK ON CERTAIN BLOCKS AND PROPOSED POSTS. (REFER TO DIFFERENT CONFIGURATION AS SHOWN ON TYPE 2, FOR EXAMPLE).

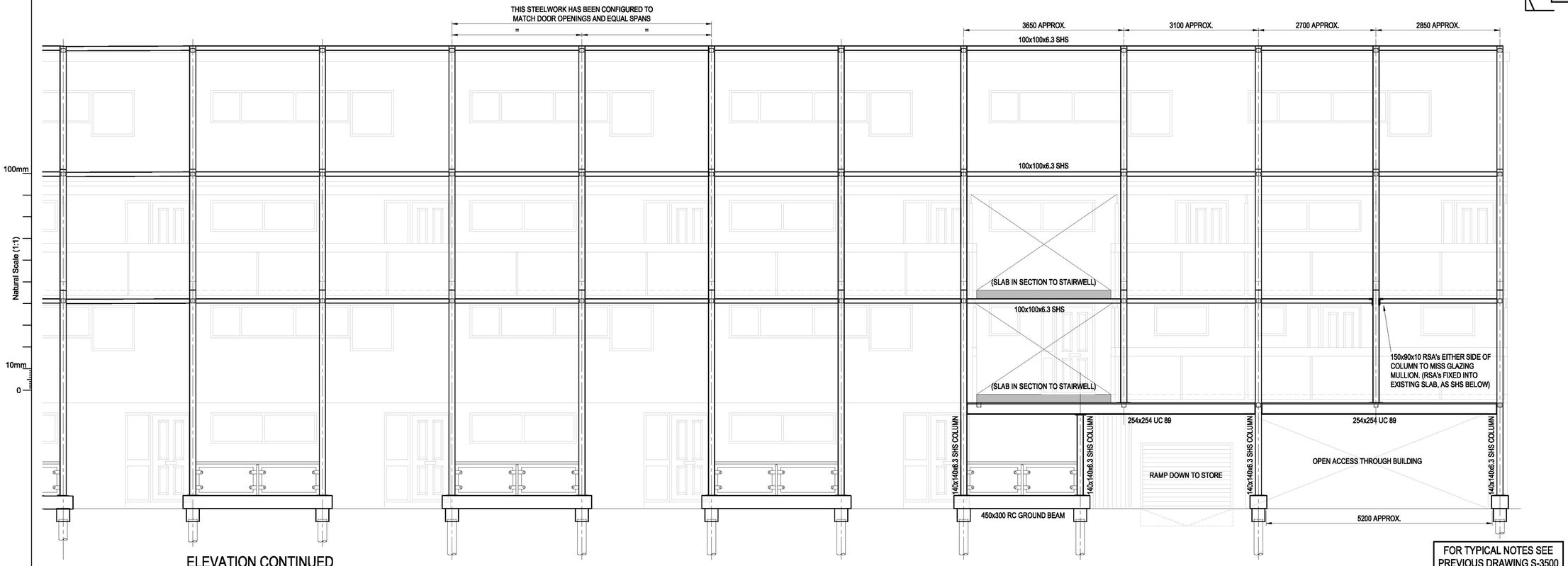

ELEVATION CONTINUED

FOR TYPICAL NOTES SEE PREVIOUS DRAWING S-3500



LOCATION PLAN

Rev	Date	Amendments	By	Chk	Aprv
T1	24.02.17	TENDER ISSUE	AF	CT	DH

Drawing Status: **TENDER**

Client: SOUTHAMPTON CITY COUNCIL

Project Title: CANTILEVER BALCONY SUPPORT - LOT 3 MEDIUM RISE

Drawing Title: TYPICAL ELEVATION *TYPE 6*

Project No.:	Drawing No.:	Rev.
RP200058	S-3600	T1

Date:	JAN '17	Scale:	1:50	@ A1
By: AF	Checked: CT	Approved:	DH	

UPR Number: .

G:\PROPERTY\Housing\RP200058 - Cantilever Balconies Supports\Lot 3-Medium Rise\11 - Drawings\S-3600 TYPE 6.dwg Plot date and time = 24/02/2017 15:33:17