

BONIFACE CRESCENT		
Eastbound	28.6	24.3
Westbound	26.8	22.9

L. BROWNHILL RD (WEST)		
Eastbound	23.9	22.2
Westbound	25.3	22.4

COLNE AVENUE		
Northbound	22.9	20.5
Southbound	22.5	22.0

L. BROWNHILL RD (EAST)		
Eastbound	18.3	25.6
Westbound	22.9	25.2

GREEN LANE (EAST)		
Eastbound	30.1	29.1
Westbound	26.3	26.4

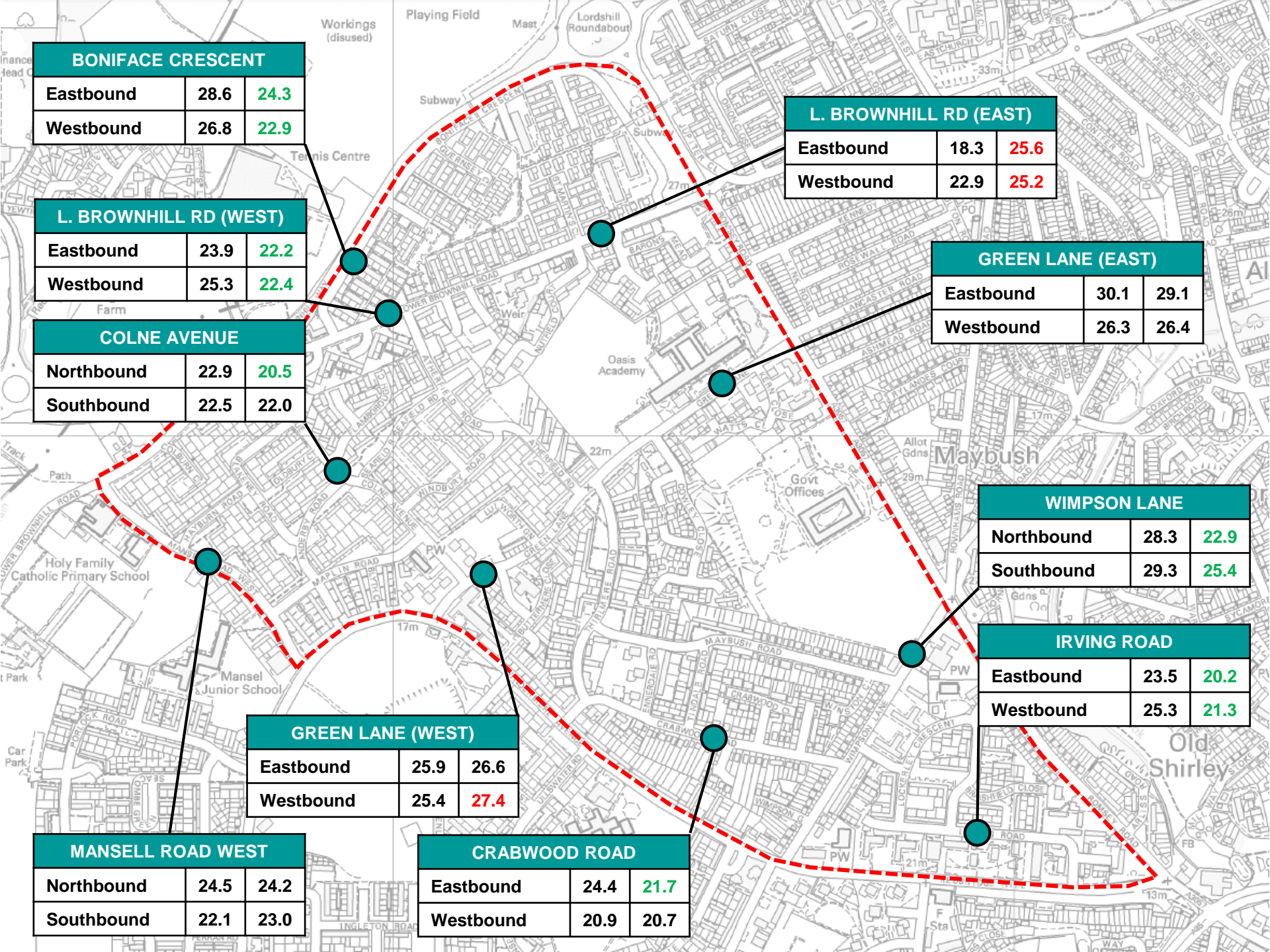
WIMPSON LANE		
Northbound	28.3	22.9
Southbound	29.3	25.4

IRVING ROAD		
Eastbound	23.5	20.2
Westbound	25.3	21.3

GREEN LANE (WEST)		
Eastbound	25.9	26.6
Westbound	25.4	27.4

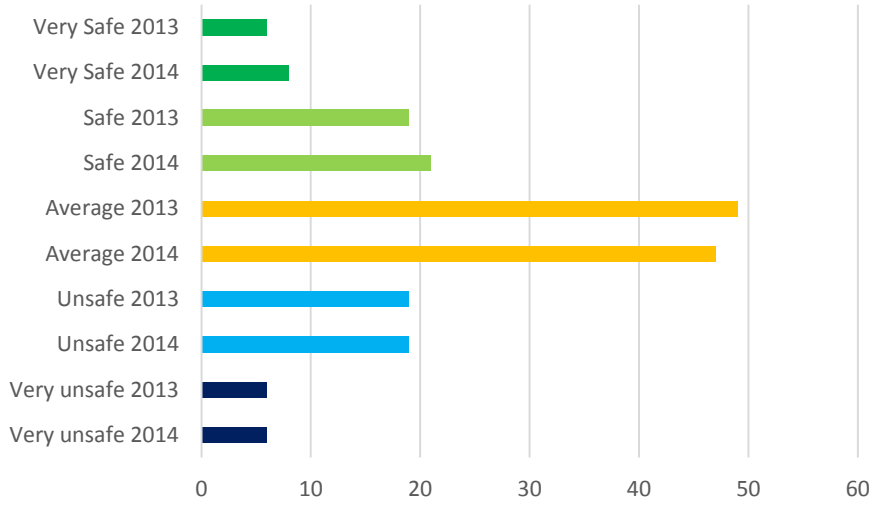
MANSELL ROAD WEST		
Northbound	24.5	24.2
Southbound	22.1	23.0

CRABWOOD ROAD		
Eastbound	24.4	21.7
Westbound	20.9	20.7

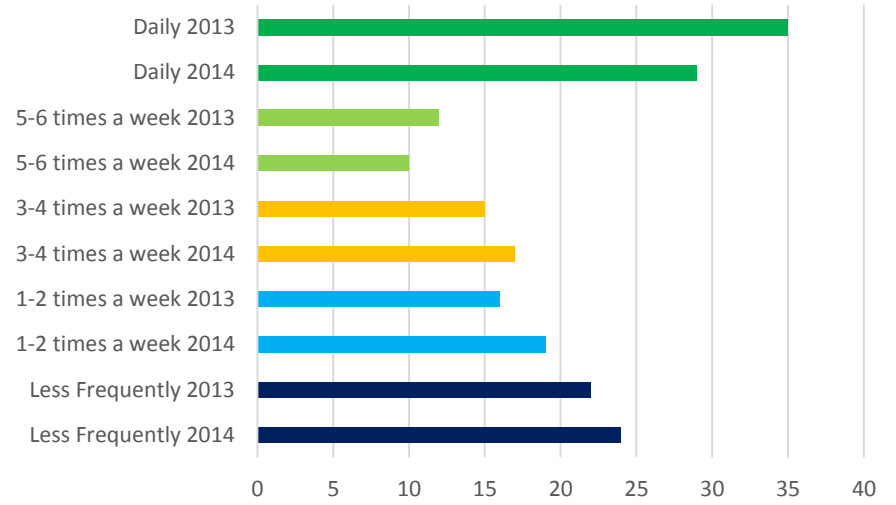


Site	Heading	85th %			Mean		
		2013	2014	Var.	2013	2014	Var.
Mansell Road West	Northbound	29.6	28.4	-1.2	24.5	24.2	-0.3
	Southbound	27.3	28.3	1.0	22.1	23.0	0.9
Colne Avenue	Northbound	28.2	25.4	-2.8	22.4	20.5	-1.9
	Southbound	29.4	28.4	-1.0	22.5	22.0	-0.5
Lower Brownhill Road (East)	Eastbound	26.2	33.6	7.4	18.3	25.6	7.3
	Westbound	30.9	33.4	2.5	22.9	25.2	2.3
Lower Brownhill Road (West)	Eastbound	31.8	28.4	-3.4	23.9	22.2	-1.7
	Westbound	32.0	29.9	-2.1	25.3	22.4	-2.9
Boniface Crescent	Eastbound	35.0	30.6	-4.4	28.6	24.3	-4.3
	Westbound	33.7	28.3	-5.4	26.8	22.9	-3.9
Green Lane West	Eastbound	30.8	32.8	2.0	25.9	26.6	0.7
	Westbound	30.7	33.4	2.7	25.4	27.4	2.0
Green Lane East	Eastbound	36.9	37.0	0.1	30.1	29.1	-1.0
	Westbound	34.3	34.9	0.6	26.3	26.4	0.1
Crabwood Road	Eastbound	30.7	28.4	-2.3	24.4	21.7	-2.7
	Westbound	27.8	28.4	0.6	20.9	20.7	-0.2
Wimpson Lane	Northbound	35.3	29.1	-6.2	28.3	22.9	-5.4
	Southbound	35.0	32.7	-2.3	29.3	25.4	-3.9
Irving Road	Eastbound	29.2	25.5	-3.7	23.5	20.2	-3.3
	Westbound	31.8	28.5	-3.3	25.3	21.3	-4.0

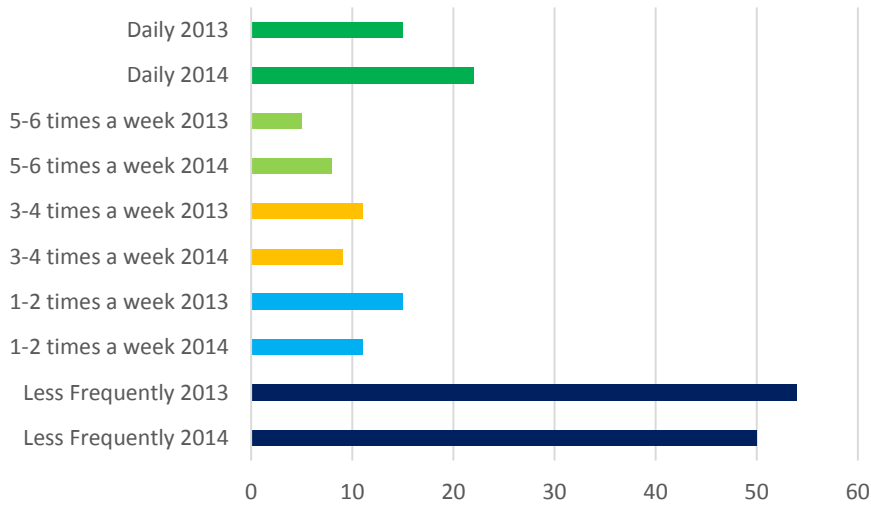
How would you rate road safety on your street?



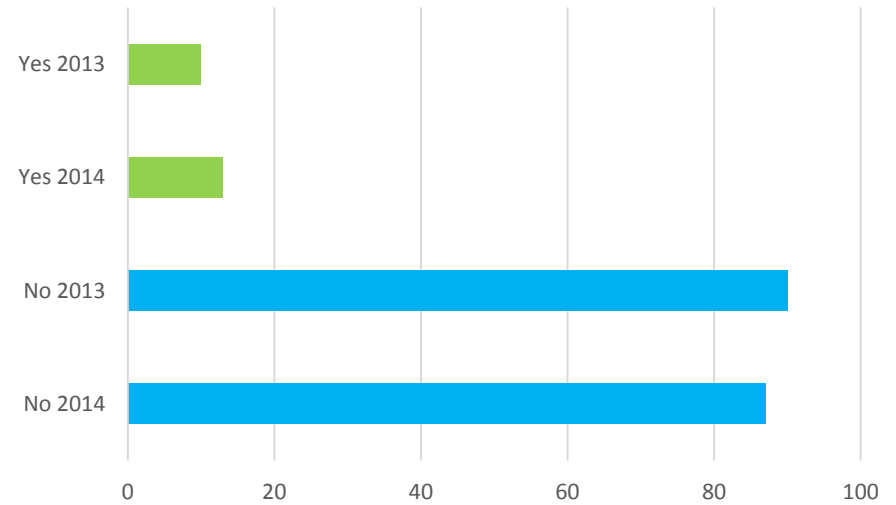
How often do you walk in your local area each week, including to the shops or bus stops?



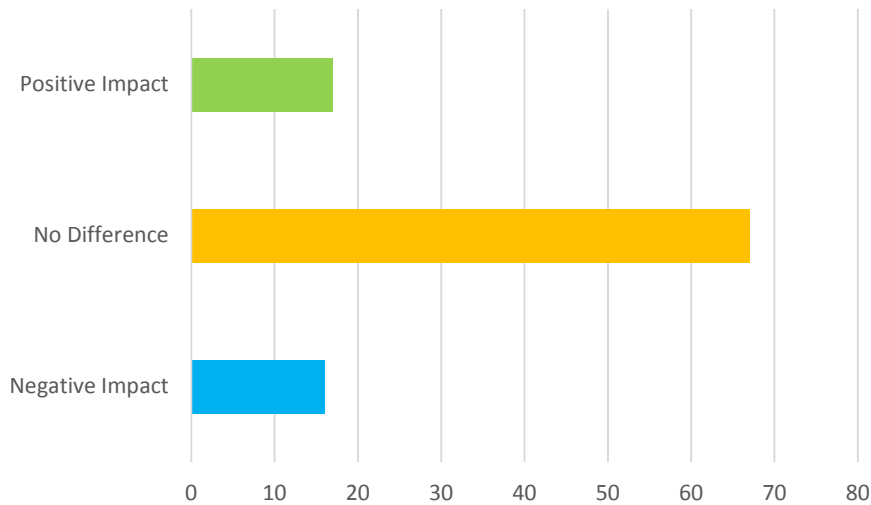
How often do any children that live with you play out in the street?



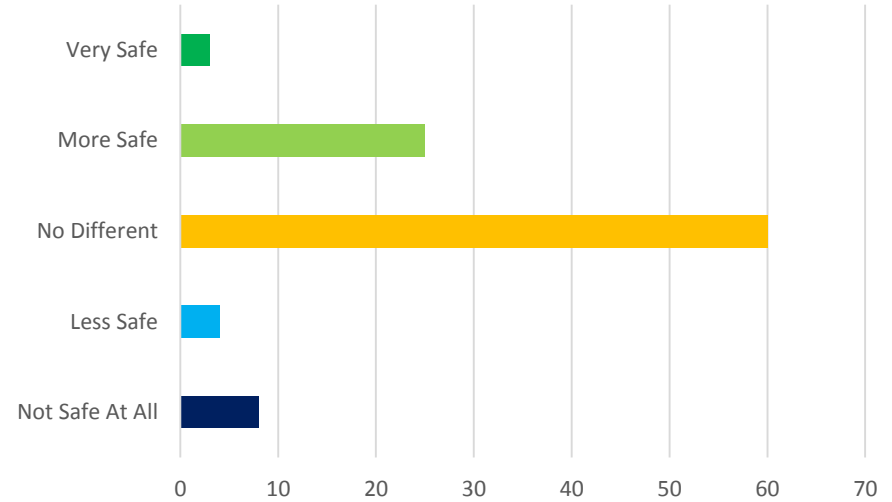
Would you be interested in taking part in the Community Speedwatch scheme going forward?



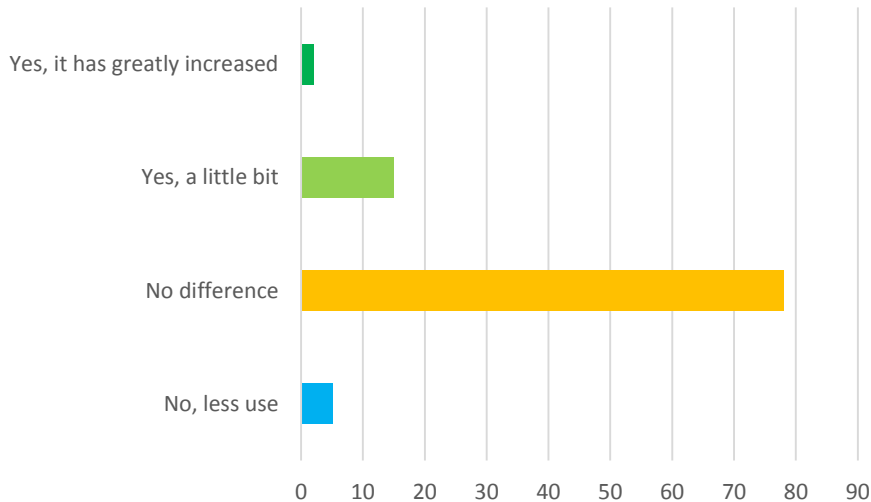
What difference has having a 20mph limit made to your neighbourhood?



In your opinion, do you think the roads in the 20mph pilot scheme are safer for people to cross/cycle on?



Do you think 20mph has encouraged greater use of cycling?



Would you recommend the 20mph limit be rolled out further in the city?

