

A photograph of a fountain with multiple jets of water spraying upwards and outwards, set against a dark stone building facade. The water is illuminated, creating a bright contrast with the dark background.

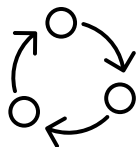
Southampton Outdoor Sports Centre consultation

Full results summary

Data, Intelligence & Insight Team
November 2021

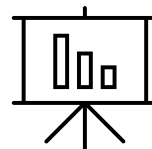
Introduction & methodology

- Introduction
- Consultation principles
- Methodology & promotion
- Who are the respondents?



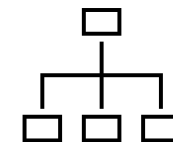
Key findings

- Summarising the key findings
- Use of the Outdoor Sports Centre
- New 'Hub'
- Tennis & netball
- Football
- Hockey
- Snow sports
- Athletics
- Cricket
- Family Zone
- Cycling
- Car parking & travel to the site
- General improvements & sustainability
- Overall feedback



Further analysis by characteristics & demographics

- Improvements at the Outdoor Sports Centre
- Use of the Outdoor Sports Centre
- New 'Hub'
- Tennis & netball
- Football
- Hockey
- Snow sports
- Athletics
- Cricket
- Family Zone
- Cycling
- Car parking & travel to the site
- General improvements & sustainability
- Overall feedback





Introduction & methodology



- Southampton City Council undertook public consultation on a draft masterplan of improvements for the Outdoor Sports Centre
- This consultation took place between **06 August 2021** and **31 October 2021**
- The aim of this consultation was to
 - Communicate clearly to residents and stakeholders the Southampton Outdoor Sports Centre proposals
 - Ensure any resident, business or stakeholder who wished to comment on the proposals had the opportunity to do so, enabling them to raise any impacts the proposals may have, and
 - Allow participants to propose alternative suggestions for consideration which they feel could achieve the objectives in a different way
- This report summarises the aims, principles, methodology and results of the public consultation; it provides a summary of the consultation responses both for the consideration of decision makers and any interested individuals and stakeholders
- It is important to be mindful that a consultation is not a vote – it is an opportunity for stakeholders to express their views, concerns and alternatives to a proposal; equally, responses from the consultation should be considered in full before any final decisions are made
- This report outlines in detail the representations made during the consultation period so that decision makers can consider what has been said alongside other information



Southampton City Council is committed to consultations of the highest standard, which are meaningful and comply with the *Gunning Principles* (considered to be the legal standard for consultations):

1. Proposals are still at a formative stage (a final decision has not yet been made)
2. There is sufficient information put forward in the proposals to allow 'intelligent consideration'
3. There is adequate time for consideration and response
4. Conscientious consideration must be given to the consultation responses before a decision is made



Rules: The Gunning Principles

They were coined by Stephen Sedley QC in a court case in 1985 relating to a school closure consultation (R v London Borough of Brent ex parte Gunning). Prior to this, very little consideration had been given to the laws of consultation. Sedley defined that a consultation is only legitimate when these four principles are met:

- 1. proposals are still at a formative stage**
A final decision has not yet been made, or predetermined, by the decision makers
- 2. there is sufficient information to give 'intelligent consideration'**
The information provided must relate to the consultation and must be available, accessible, and easily interpretable for consultees to provide an informed response
- 3. there is adequate time for consideration and response**
There must be sufficient opportunity for consultees to participate in the consultation. There is no set timeframe for consultation,¹ despite the widely accepted twelve-week consultation period, as the length of time given for consultee to respond can vary depending on the subject and extent of impact of the consultation
- 4. 'conscientious consideration' must be given to the consultation responses before a decision is made**
Decision-makers should be able to provide evidence that they took consultation responses into account

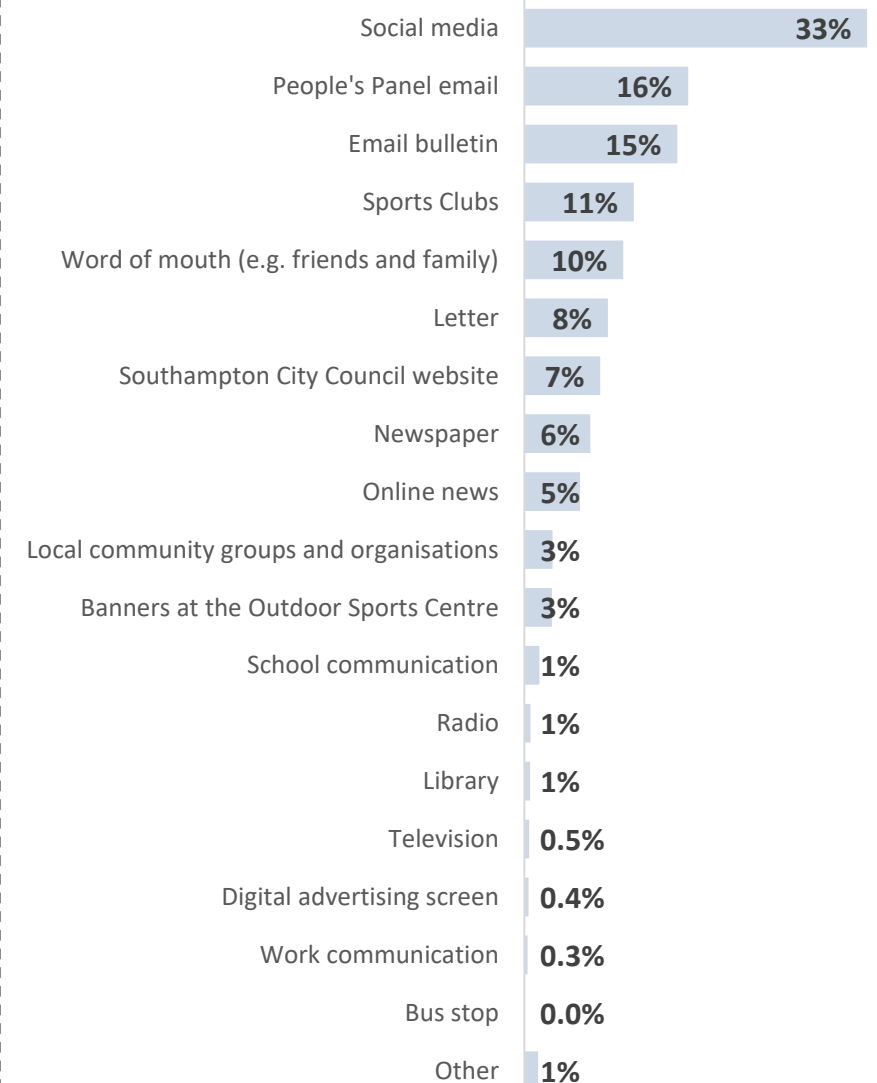
These principles were reinforced in 2001 in the 'Coughlan Case (R v North and East Devon Health Authority ex parte Coughlan²), which involved a health authority closure and confirmed that they applied to all consultations, and then in a Supreme Court case in 2014 (R ex parte Moseley v LB Haringey³), which endorsed the legal standing of the four principles. Since then, the Gunning Principles have formed a strong legal foundation from which the legitimacy of public consultations is assessed, and are frequently referred to as a legal basis for judicial review decisions.⁴

¹ In some local authorities, their local voluntary Compact agreement with the third sector may specify the length of time they are required to consult for. However, in many cases, the Compact is either inactive or has been cancelled so the consultation timeframe is open to debate
² BAILII, [England and Wales Court of Appeal \(Civil Decision\) Decisions](#), Accessed: 13 December 2016.
³ BAILII, [United Kingdom Supreme Court](#), Accessed: 13 December 2016
⁴ The information used to produce this document has been taken from the Law of Consultation training course provided by The Consultation Institute



- The agreed approach for this consultation was to use an online questionnaire as the main route for feedback; questionnaires enable an appropriate amount of explanatory and supporting information to be included in a structured questionnaire, helping to ensure respondents are aware of the background and detail of the proposals
- Respondents could also write letters or emails to provide feedback on the proposals; emails or letters from stakeholders that contained consultation feedback were collated and analysed as a part of the overall consultation
- The consultation was promoted in the following ways:
 - Sent to the Peoples Panel (3,700 members)
 - Council e-bulletins
 - Social media channels
 - Press release which the Daily Echo ran front page
 - The link was shared with partner organisations
 - YouTube video received c. 3,481 views
 - Letters sent to c. 3,400 households closest to the Outdoor Sports Centre
- All questionnaire results have been analysed and presented in graphs within this report. Respondents were given opportunities throughout the questionnaire to provide written feedback on the proposals. In addition, anyone could provide feedback via letters and emails. All written responses and questionnaire comments have been read and then assigned to categories based upon sentiment or theme.

How did you hear about the consultation?





Who are the respondents?

Total respondents

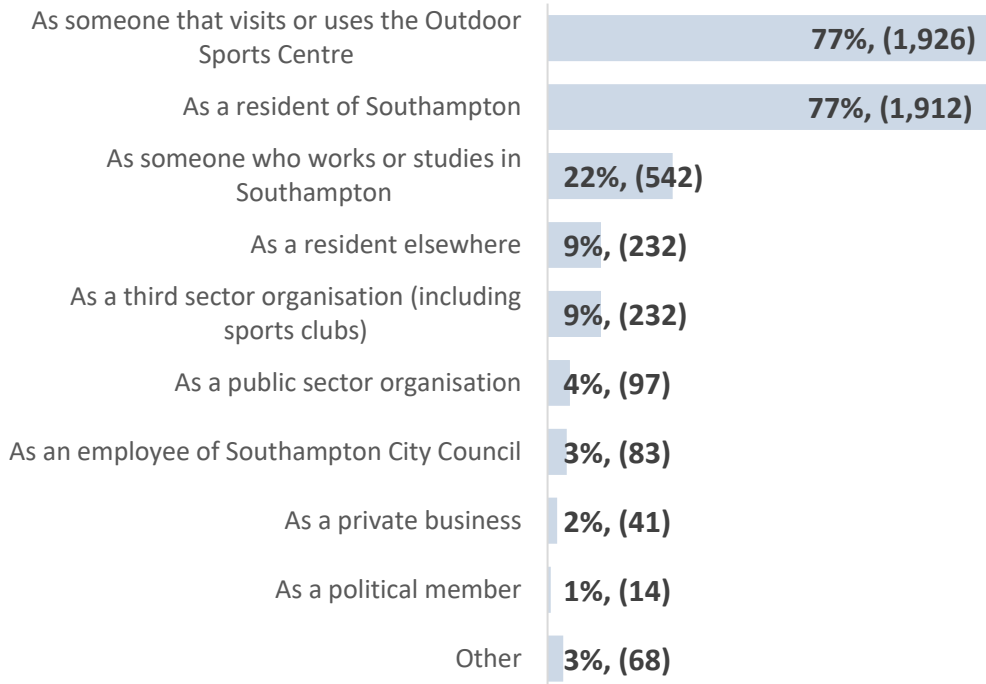
2,547

	Total number of responses
Questionnaire	2,530
Emails / letters	17
Total	2,547

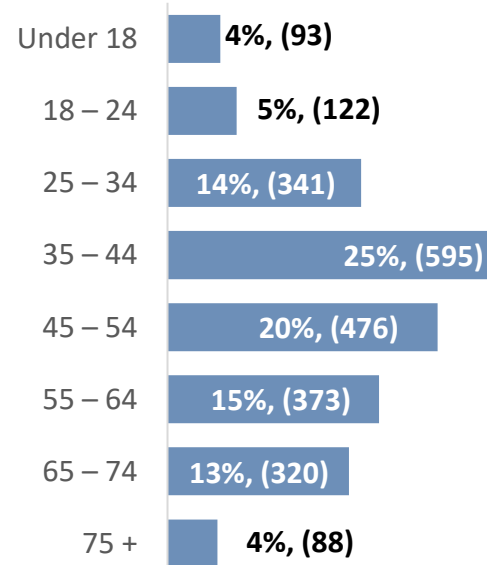
Gender




Reason for interest in consultation



Age



Ethnic group





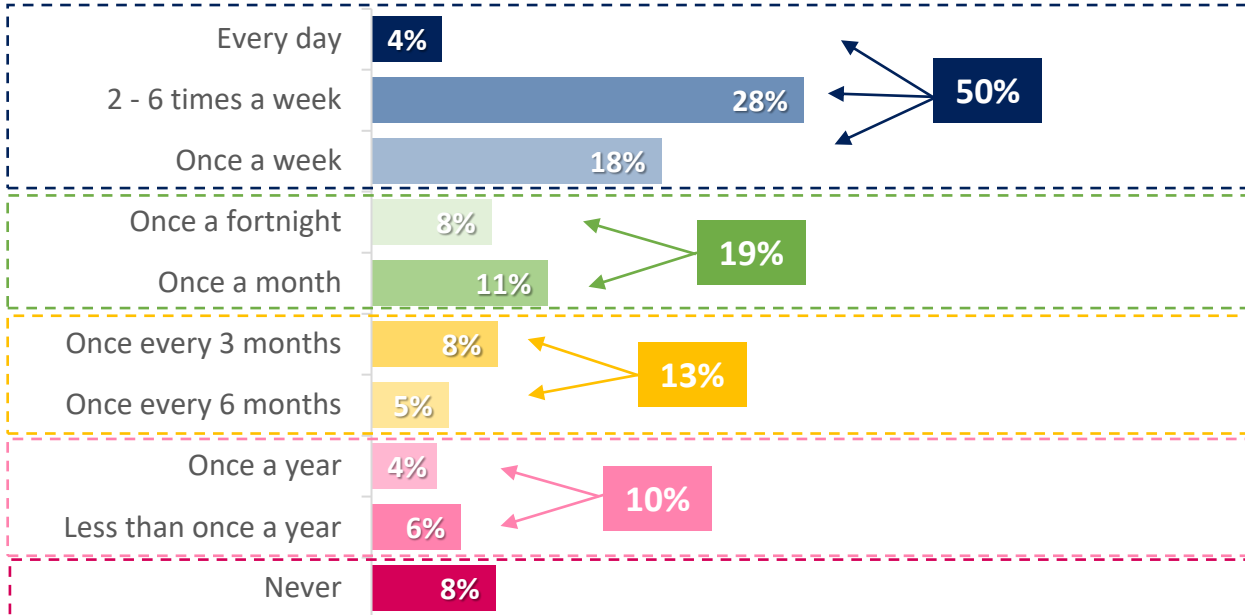
Key findings



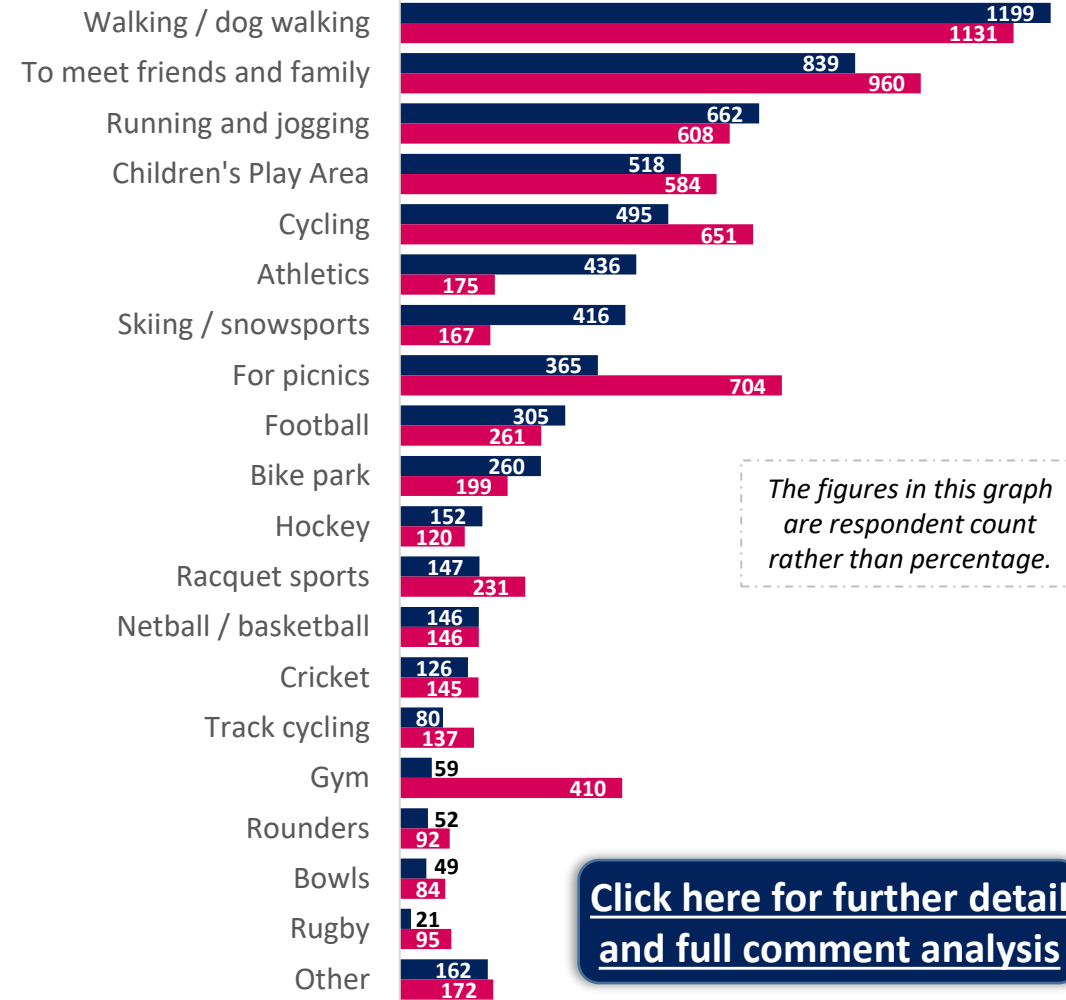


Use of the Outdoor Sports Centre

How regularly do you use the Outdoor Sports Centre?



Which of the following do you regularly do / take part in at the Outdoor Sports Centre and at other locations?

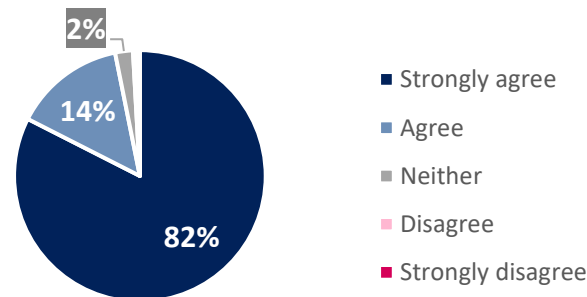


The figures in this graph are respondent count rather than percentage.

Key findings

- 97% of respondents agreed that they would like to see improvements at the Outdoor Sports Centre
- 70% of respondents that live in Bassett visit the Outdoor Sports Centre on a **weekly** basis, which is significantly higher than respondents from other wards

To what extent do you agree or disagree with the following statement: "I would like to see improvements at the Outdoor Sports Centre"



[Click here for further detail and full comment analysis](#)



The next theme covered within the questionnaire was the New 'Hub'. As part of this, respondents were asked to provide feedback. The following slides in this section detail the feedback provided.

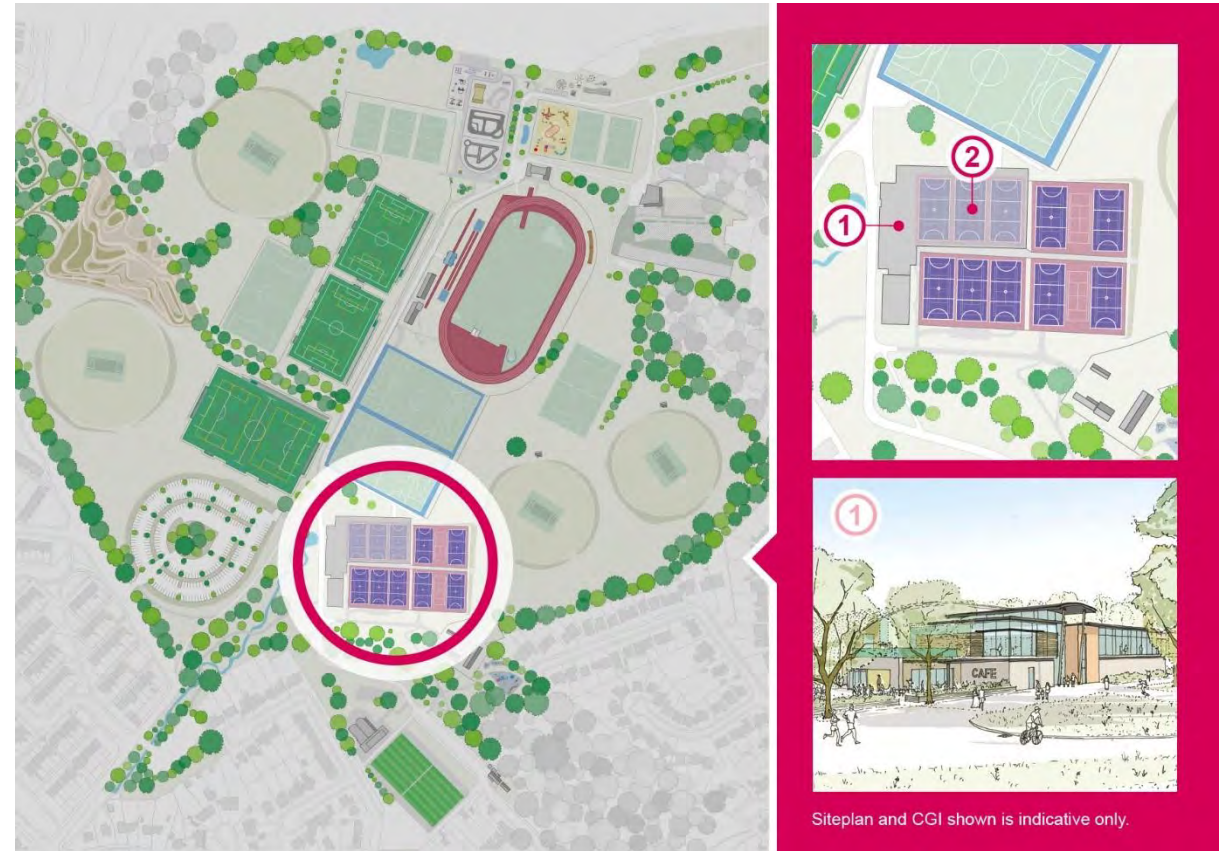
We are proposing

1. To replace the existing mini-golf, changing room and toilets with a new 'hub' facility
2. Three new indoor/covered tennis and netball courts

With the aim of supporting year-round use and providing a genuine 'hub' for many clubs, and the public to use at the Outdoor Sports Centre, the new 'hub' would benefit from

- New changing facilities including showers, lockers, toilets and baby changing
- A 40-station gym
- Multi-purpose rooms for small classes, training courses and clubrooms
- Café for indoor and outdoor use
- Viewing areas externally across the south end of the site, including hockey, the new full-size football pitch and internally across three covered tennis and netball courts
- Courtyard with safe cycle storage and electric charging

This new 'hub' is planned to front the new covered tennis/netball courts so that it maximises its location in the Outdoor Sports Centre.



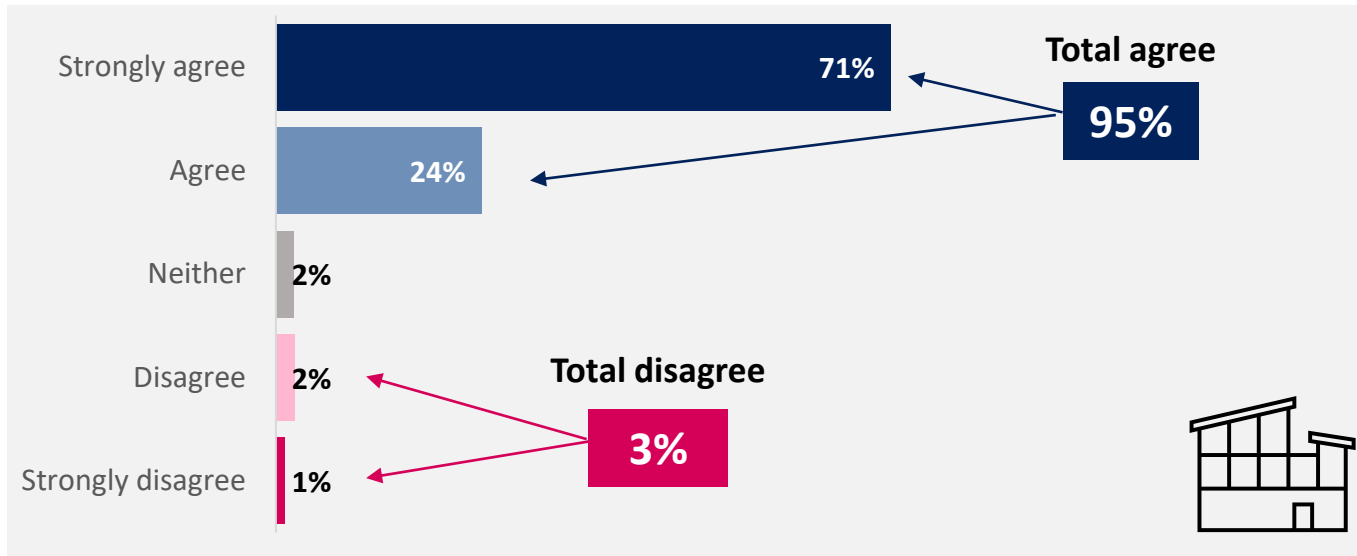


The new 'Hub'

Quantitative feedback

Total respondents **1,352** (277 take part in gym activities; of this, 37 take part at the Outdoor Sports Centre)

Overall levels of agreement and disagreement



Key observations

- The new 'hub' proposals reported some of the **highest** levels of agreement across the consultation
- Those that take part in **gym activities** agreed with the proposals only slightly more than average (97% total agreed and 3% total disagreed)
- In general, there was very little variation in opinions across different demographics and characteristics of respondents

Free text comments

Total comments **209** Total comment themes **19**

Key comment themes

1	Suggestion: Mini golf/putting green should be kept and improved (77 comments)
2	Suggestion: Include a multi-sport indoor sports hall (31 comments)
3	Concern: Indoor gym is not needed/enough in the city (28 comments)
4	Positive: General positive comments about the new 'hub' (24 comments)
5	Positive: Upgraded changing/showering facilities welcomed (20 comments)

Key observations

- For those that take part in **gym activities**, their main comments were
- Mini golf/putting green should be kept/improved
 - Include a multi-sport indoor sports hall
 - Gym will be good

[Click here for further detail and full comment analysis](#)



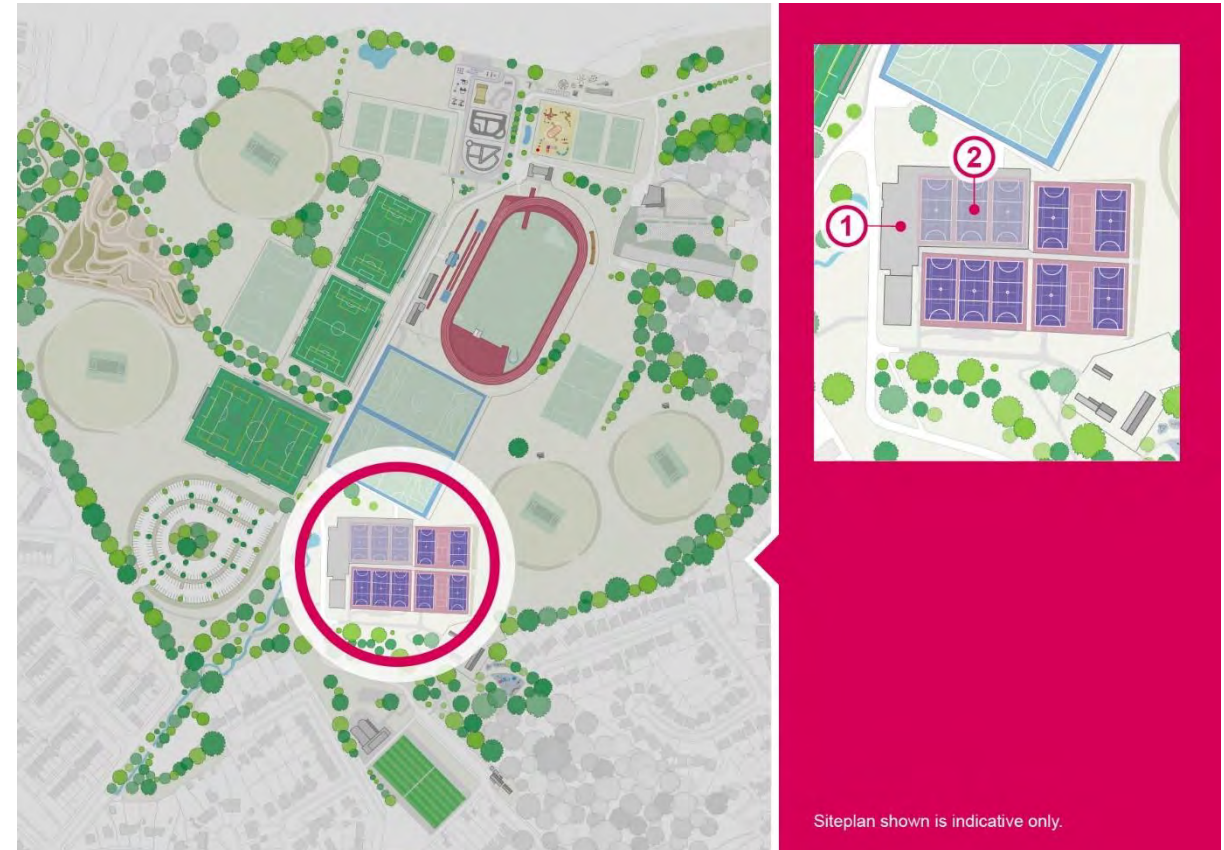


The next themes covered within the questionnaire were tennis and netball. As part of this, respondents were asked to provide feedback. The following slides in this section detail the feedback provided.

We are proposing to cover three of the outdoor tennis and netball courts which will promote year-round use and support successful tennis programme and netball leagues in the city. The three covered tennis/netball courts will sit alongside nine existing outdoor tennis courts and seven of the existing netball courts. Therefore, the total number of tennis/netball courts will remain the same.

The new covered indoor tennis and netball courts will benefit from:

- *Year-round use, for netball leagues in particular*
- *An ideal base for children's activities after school and during school holidays*
- *A training base for other resident clubs such as Southampton Athletics Club*
- *This area will be also be considered for other sports such as padel tennis, one of the fastest growing sports in Europe*
- *The area will not be suitable for multi-purpose, for sports such as football and badminton*





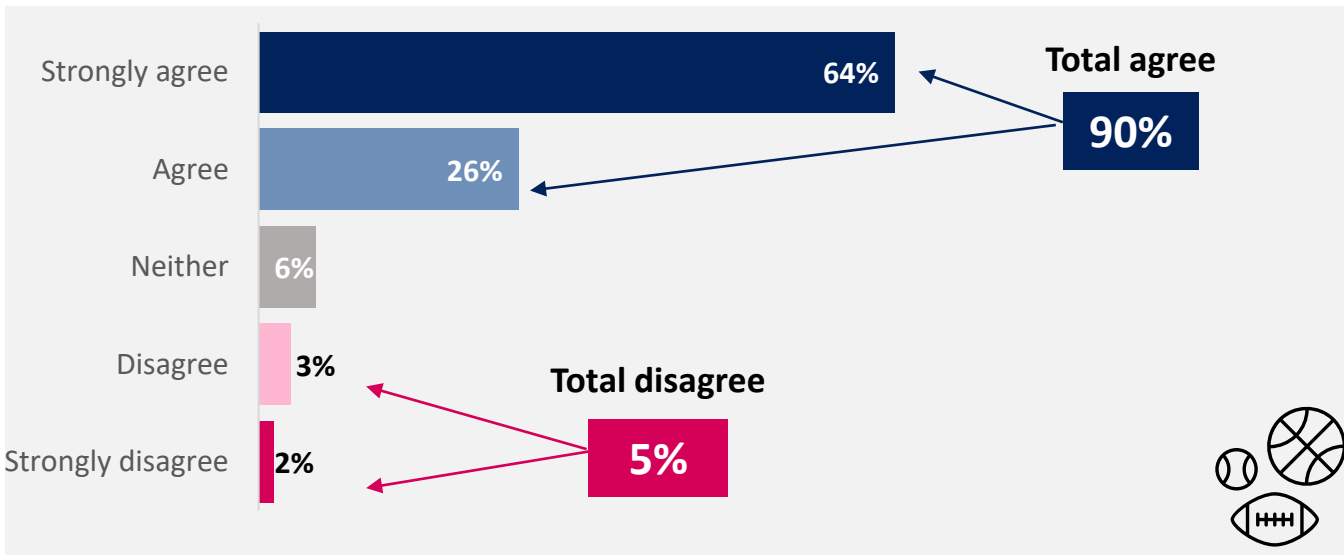
Tennis & netball proposals

Quantitative feedback

Total respondents: **785**

(193 take part in racquet activities; specifically 100 at the Outdoor Sports Centre. 142 take part in basketball or netball activities of which 106 do so at the Outdoor Sports Centre)

Overall levels of agreement and disagreement:



Key observations:

- Those that take part in **racquet activities** at the Outdoor Sports Centre agreed with the proposals more than average (94% total agreed and 2% total disagreed).
- Those that take part in **basketball or netball activities** at the Outdoor Sports Centre also agreed with the proposals more than average (100% total agreed and 0% total disagreed).
- **Minority ethnic groups** reported lower levels of overall agreement compared to the **White British ethnic group** (82% total agreed and 92% total agreed respectively)

Free text comments

Total comments: **91**

Total comment themes: **21**

Key comment themes:

1	Positive: General positive comments (11 comments)
2	Suggestion: Need better all-weather courts (not slippery / covered) (11 comments)
3	Suggestion: More than 3 courts are needed (10 comments)
4	Positive: Encourages all-year-round use (9 comments)
5	Positive: Good to improve netball facilities (8 comments)

Key observations:

- For those that take part in **netball and basketball**, their main comment themes were: 'Need better all-weather courts' and 'Make the courts dual netball and basketball'.
- For those that take part in **racquet sports**, their main comment themes were: 'Need better all-weather courts', 'More than 3 courts are needed', 'Positive to encourage all year round use' and 'Cost concerns to use the tennis / netball facilities'

[Click here for further detail and full comment analysis](#)





The next theme covered within the questionnaire was football. As part of this, respondents were asked to provide feedback. The following slides in this section detail the feedback provided.

Due to a shortage of all-weather pitches in the city, it was identified that the Outdoor Sports Centre would be a suitable site to provide 1 x full size and 2 x 9v9 3G artificial grass pitches to provide a central venue site for 9v9 play across the City and teams in neighbouring authorities.

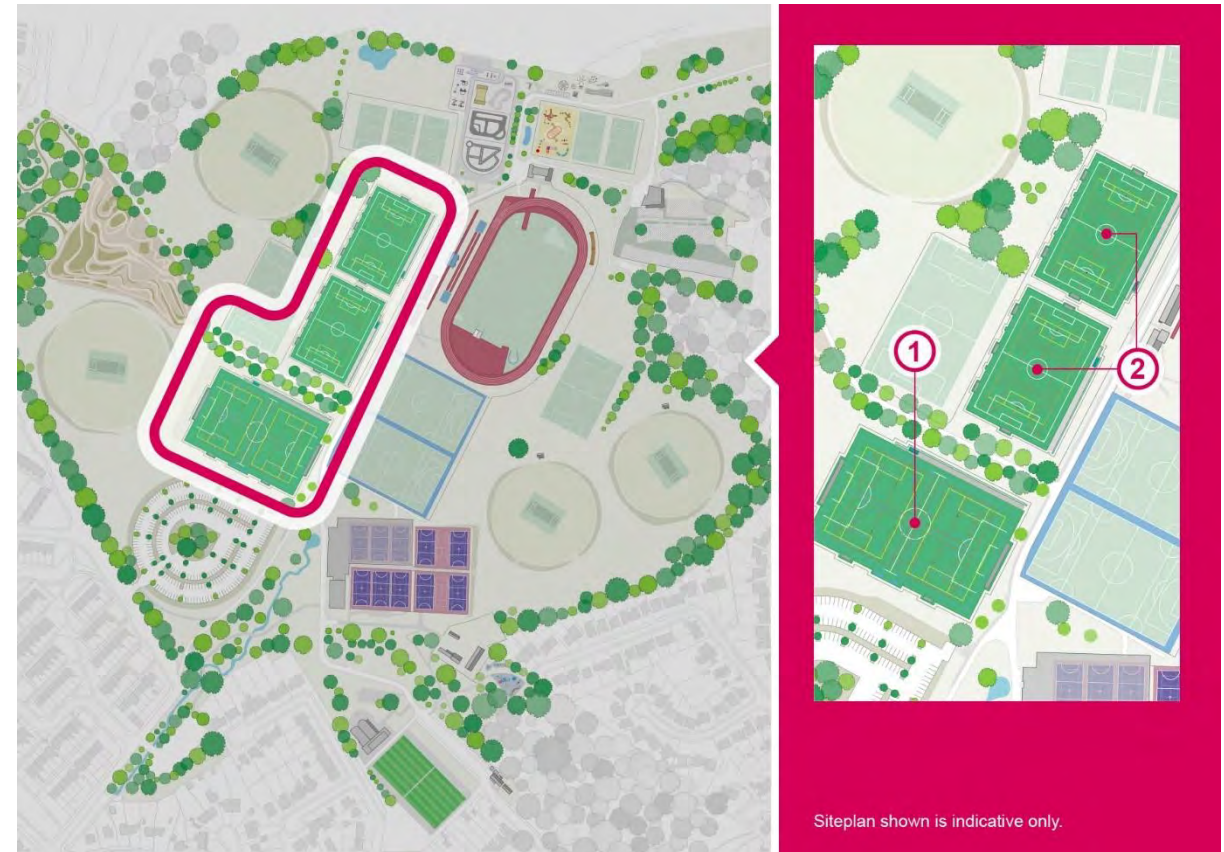
Our Draft Masterplan of Improvements proposes significant enhancement of the football pitches where some of the grass pitches will be replaced with floodlit all-weather pitches to allow for increased year-round usage, and increased opportunities for Juniors, Women and Girls.

The current facilities provide five grass adult football pitches, one grass junior pitch and six small grass pitches. New surfacing and floodlights will enable more use, fewer cancellations and a surface which will attract newcomers to Football.

The improvement proposals include:

- 1. One new full size (106m x 70m) floodlit artificial grass pitch which can also be subdivided into four 5v5 pitches*
- 2. Two new 9v9 size (79m x 52m) floodlit artificial grass pitches which can also be subdivided into three 5v5 pitches on each pitch*

Two Junior and five small grass pitches would be retained. One small grass pitch would be replaced by a play area in the 'Family Zone'. The three new artificial grass pitches would become a central venue for Junior Football in the city.

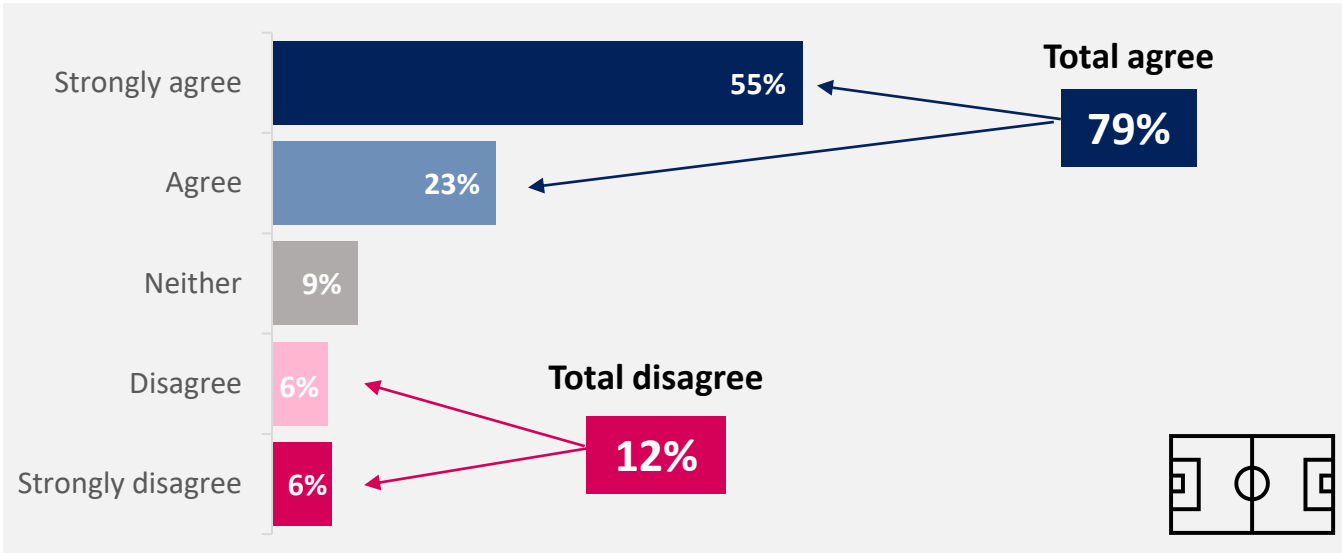




Quantitative feedback

Total respondents: **734** (229 take part in football activities. Of this, 172 take part at Outdoor Sport Centre)

Overall levels of agreement and disagreement:



Key observations:

- The football proposals reported some of the **lowest** levels agreement across the consultation.
- Those that take part in **football activities** at the Outdoor Sports Centre agreed with the proposals more than average (90% total agreed and 7% total disagreed).
- **Minority ethnic groups** reported lower levels of overall agreement compared to the **White British ethnic group** (71% total agreed and 81% total agreed respectively)

Free text comments

Total comments: **166** Total comment themes: **21**

Key comment themes:

1	Concern: Loss of grass pitches (81 comments)
2	Concern: Football pitches are available in other parts of the city (19 comments)
3	Positive: General positive comments (19 comments)
4	Suggestion: Should be access for public use / to kick a ball around (17 comments)
5	Suggestion: Drainage to be sorted out / concerns (14 comments)

Key observations:

- For those that take part in **football activities**, their main comment themes were: concerns about the loss of grass pitches; general positive comments about the proposal; and should be access for public use / to kick a ball around.

[Click here for further detail and full comment analysis](#)





The next theme covered within the questionnaire was hockey. As part of this, respondents were asked to provide feedback. The following slides in this section detail the feedback provided.

There are currently two artificial grass hockey pitches at the Outdoor Sports Centre and a flourishing Southampton Hockey Club. Research into the hockey provision at the Outdoor Sports Centre found that the current provision for hockey pitches provides sufficient match and training equivalent slots for hockey now and in the future. The pitches do not currently need re-surfacing as they have been more recently replaced.

Improvements to the hockey pitches have been identified which would enable additional training. It is proposed to improve the floodlighting and storage facilities which will support local hockey clubs and bookings. The adjacent new 'hub' building will also provide them with a social base.

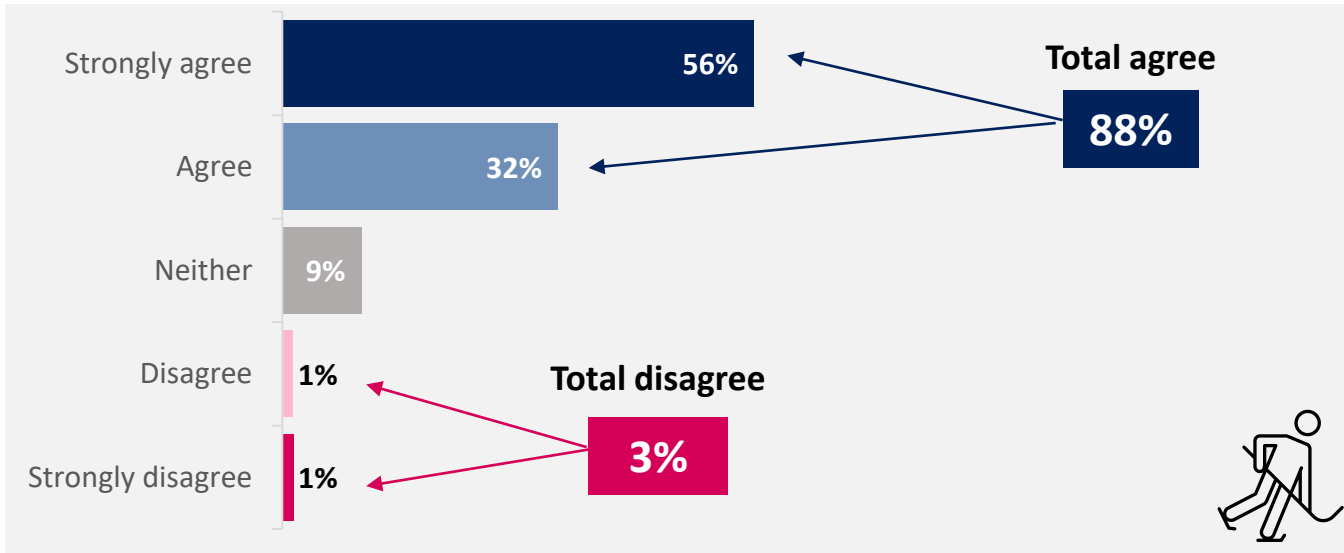




Quantitative feedback

Total respondents: **665** (143 take part in Hockey activities. Of this, 116 take part at the Outdoor Sports Centre)

Overall levels of agreement and disagreement:



Key observations:

- The Hockey proposals reported **slightly lower** levels of agreement compared to other proposals. However, disagreement levels were not particularly higher.
- Those that take part in **Hockey activities** at the Outdoor Sports Centre agreed with the proposals more than average (97% total agreed and 3% total disagreed).
- **Minority ethnic groups** reported lower levels of overall agreement compared to the **White British ethnic group** (81% total agreed and 89% total agreed respectively)

Free text comments

Total comments: **58** Total comment themes: **16**


Key comment themes:

1	Positive: Agree facilities are needed / positive comments about proposals (11 comments)
2	Suggestion: Pitches need professionally treating / resurfacing / improving (11 comments)
3	Suggestion: More viewing / opportunities to spectate (11 comments)
4	Suggestion: Better security to protect the pitches (9 comments)
5	Suggestion: Floodlight improvement needed (7 comments)

Key observations:

- Hockey proposals were the **least commented** on.
- For those that take part in **Hockey activities**, their main comments were: 'Pitches need treating / resurfacing/ improving'; 'More viewing / opportunities to spectate'; and 'Better security to protect the pitches'.

[Click here for further detail and full comment analysis](#)





The next theme covered within the questionnaire was snow sport. As part of this, respondents were asked to provide feedback. The following slides in this section detail the feedback provided.

With the aim of being one of the best snow sports facilities in Southern England, significant improvements are proposed for the Alpine Snowsports Centre.

The proposals include (as per the image):

- 1. New Ski Lodge including changing rooms, equipment hire, toilets and function room*
- 2. Three slopes (for varied proficiency)*
- 3. One new learner slope*

We are also proposing to replace the surfacing of the slopes and provide new ski lifts.

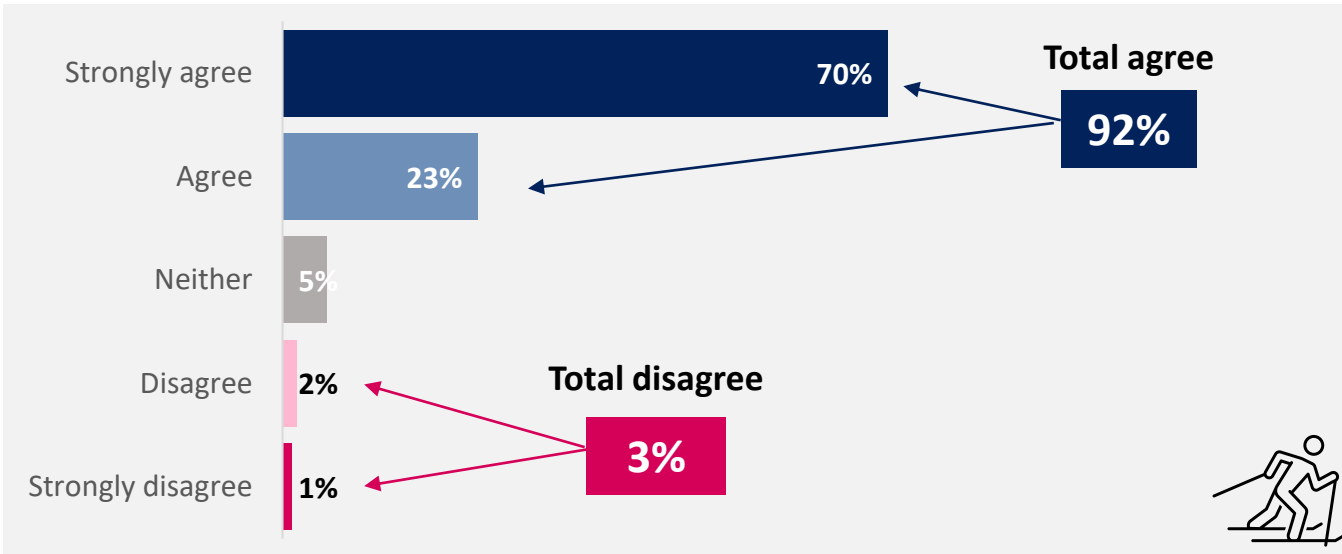




Quantitative feedback

Total respondents: **911** (312 take part in snow sport activities. Of this, 256 take part at the Outdoor Sports Centre)

Overall levels of agreement and disagreement:



Key observations:

- Those that take part in **snow sports** at the Outdoor Sports Centre agreed with the proposals more than average (99% total agreed and 0% total disagreed).
- Respondents that **live outside of Southampton** reported higher levels of agreement than residents of Southampton (98% total agreed and 91% total agreed respectively)
- There was little significant variation in opinion by other demographics or characteristics.

Free text comments

Total comments: **167** Total comment themes: **32**

Key comment themes:

1	Positive: Proposals look good in general (39 comments)
2	Positive: Surface / slopes need improving (19 comments)
3	Suggestion: Provide adequate parking for the snow sports / Vermont Close (16 comments)
4	Suggestion: New café / viewing area (15 comments)
5	Positive: Current site is tired and needs improving (14 comments)

Key observations:

- For those that take part in **snow sports activities**, their main comment themes were: 'Proposals look good in general'; 'New café / viewing area would be welcomed here'; and 'Slopes should be sufficient length / vertical drop'.

[Click here for further detail and full comment analysis](#)





The next theme covered within the questionnaire was athletics. As part of this, respondents were asked to provide feedback. The following slides in this section detail the feedback provided.

To allow Southampton Athletics Club to compete on a national level and attract a broader user range, it is proposed to provide a larger grandstand and clubhouse for events within the athletics track area.

Improvements include (as labelled on the diagram):

- 1. New 240 seat grandstand with storage facilities*
- 2. New clubhouse for events and officials*

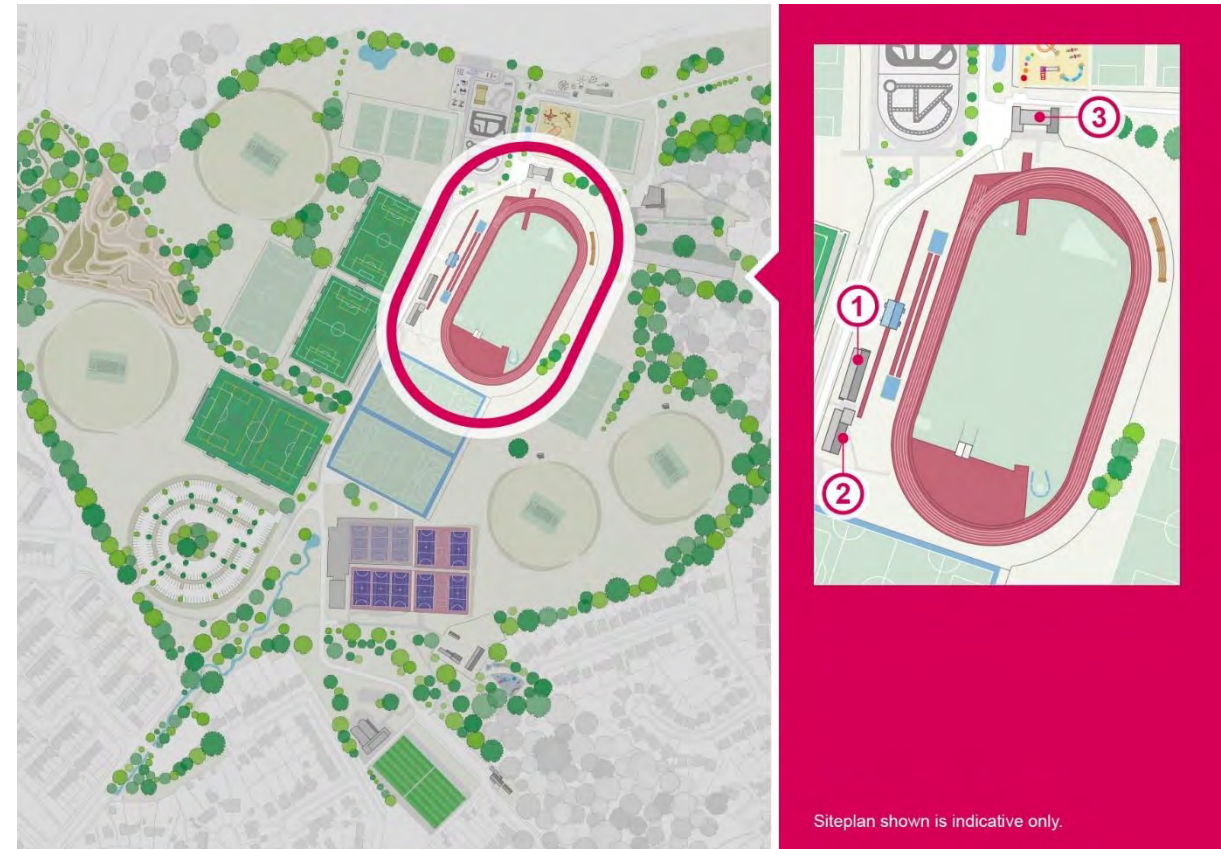
The family zone pavilion will also benefit from storage for the athletics track (number 3 in image to the right)

The new Athletics Clubhouse for events and officials will include:

- An official's room*
- Club room*
- Scoring/announcements room*
- Toilets*

The new enlarged grandstand will include:

- 240 seats (current grandstand has capacity for 120)*
- Equipment storage*
- Field referee room*

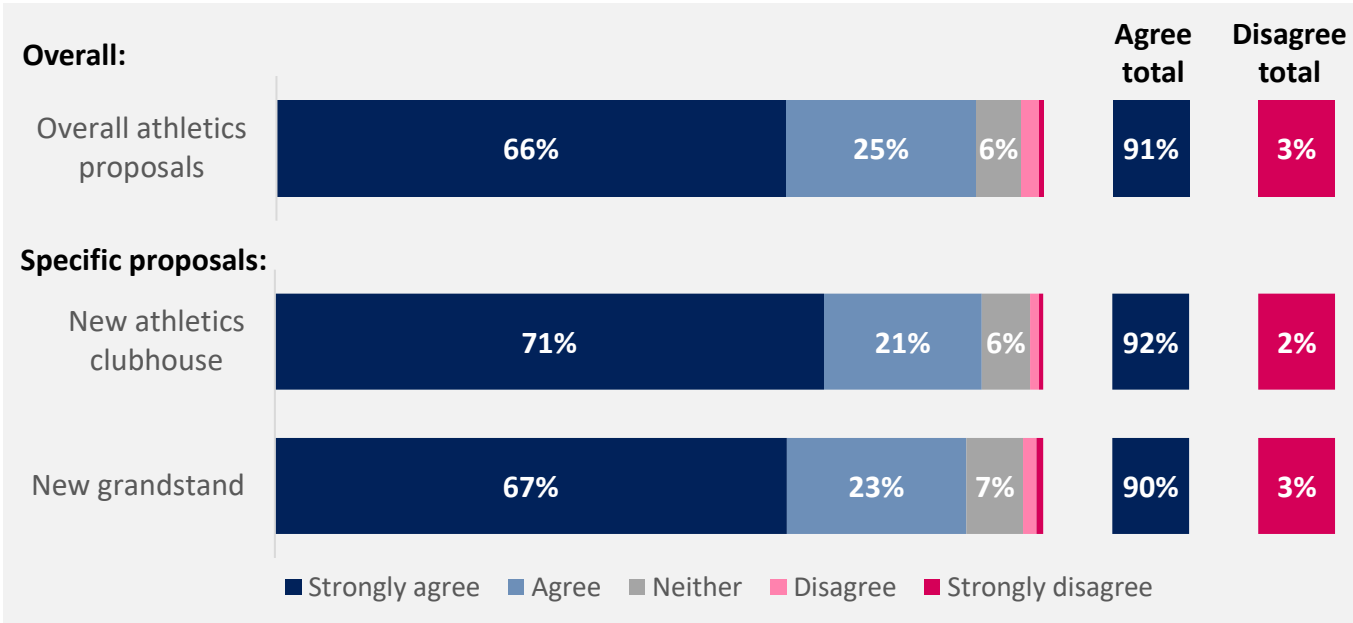




Quantitative feedback

Total respondents (overall): **923** (379 take part in athletics activities. Of this, 354 take part at the Outdoor Sports Centre)

Levels of agreement and disagreement:



Key observations:

- Those that **take part in athletics** at the Outdoor Sports Centre:
 - Overall proposals** - disagreed slightly more than average (92% total agreed and 5% total disagreed).
 - Athletics clubhouse** – agreed more than average (97% total agreed and 1% total disagreed).
 - Grandstand** - agreed more than average (96% total agreed and 1% disagreed).

Free text comments

Total comments: **254** Total comment themes: **29**

Key comment themes:

1	Suggestion: Need indoor / covered athletics space (96 comments)
2	Positive: Agree that facilities need to be improved in general (48 comments)
3	Positive: General positive comments about the proposals (44 comments)
4	Suggestion: Toilet / changing facilities necessary (39 comments)
5	Suggestion: Current track needs resurfacing / replacing (31 comments)

Key observations:

- For those that take part in **Athletics activities**, their main comment themes were: 'Need indoor / covered athletics space'; 'Agree that facilities need to be improved in general' and 'Current track needs resurfacing / replacing'

[Click here for further detail and full comment analysis](#)






The next theme covered within the questionnaire was cricket. As part of this, respondents were asked to provide feedback. The following slides in this section detail the feedback provided.

To accommodate more on-site parking, it is proposed to reduce the number of cricket pitches from five to four. Further research identified that investment to improve the remaining four pitches will be required. Therefore, it is proposed that the four remaining pitches will be improved in quality with new artificial wickets and drainage improvements.

- 1. Two adult cricket pitches*
- 2. Two junior cricket pitches*

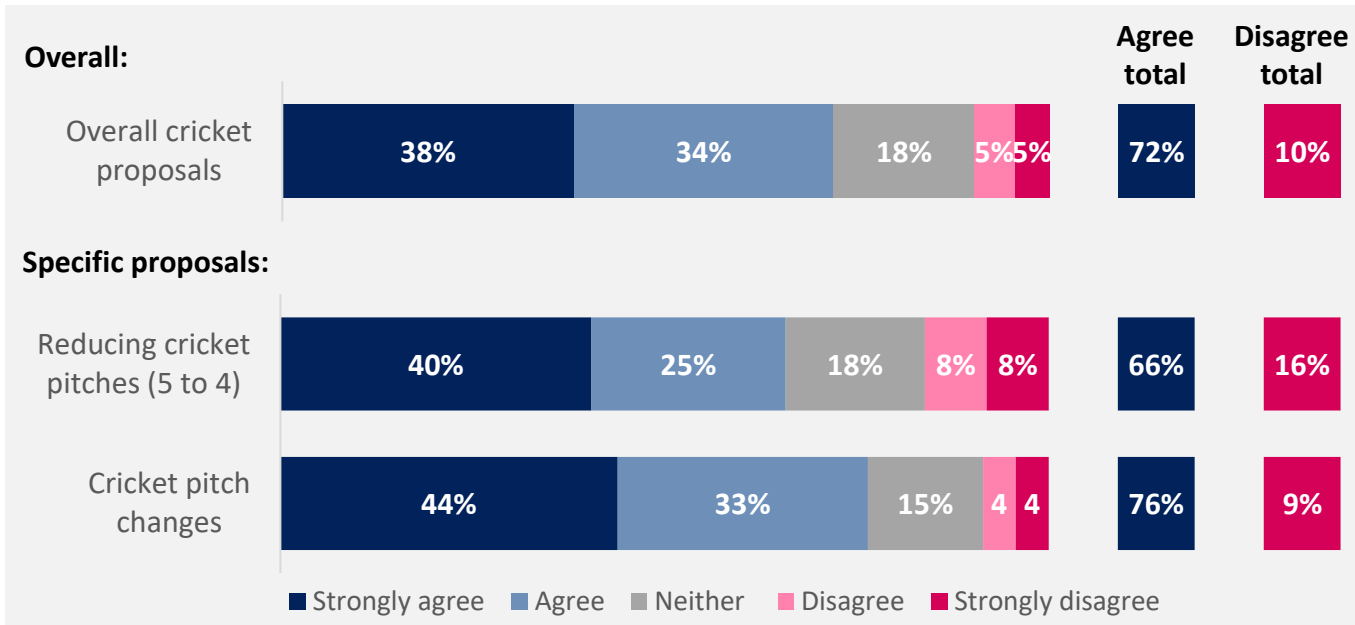




Quantitative feedback

Total respondents (overall): **644** (119 take part in cricket activities. Of this, 94 take part at the Outdoor Sports Centre)

Levels of agreement and disagreement:



Key observations:

Those that take part in **cricket activities** at the Outdoor Sports Centre:

- **Overall proposals** – Disagreed more than average (60% total agreed and 32% total disagreed)
- **Reducing cricket pitches** – Disagreed a lot more than average (44% total agreed and 47% total disagreed)
- **Pitch changes** – Disagreed more than average (65% total agreed, 29% total disagreed)

Free text comments

Total comments: **115** Total comment themes: **20**

Key comment themes:

1	Concern: Disagree with reduction of cricket pitches (33 comments)
2	Concern: Against artificial wickets / prefer grass (30 comments)
3	Suggestion: Artificial wickets should be alongside grass pitches / some artificial some grass (16 comments)
4	Suggestion: Improvements to drainage are needed (15 comments)
5	Positive: Positive comments about the proposal (12 comments)

Key observations:

- For those that take part in **cricket activities**, their main comment themes were: 'Against artificial wickets / prefer grass'; 'Artificial wickets should be alongside grass pitches / some artificial some grass'; and 'Disagree with reduction of cricket pitches [in general]'

[Click here for further detail and full comment analysis](#)





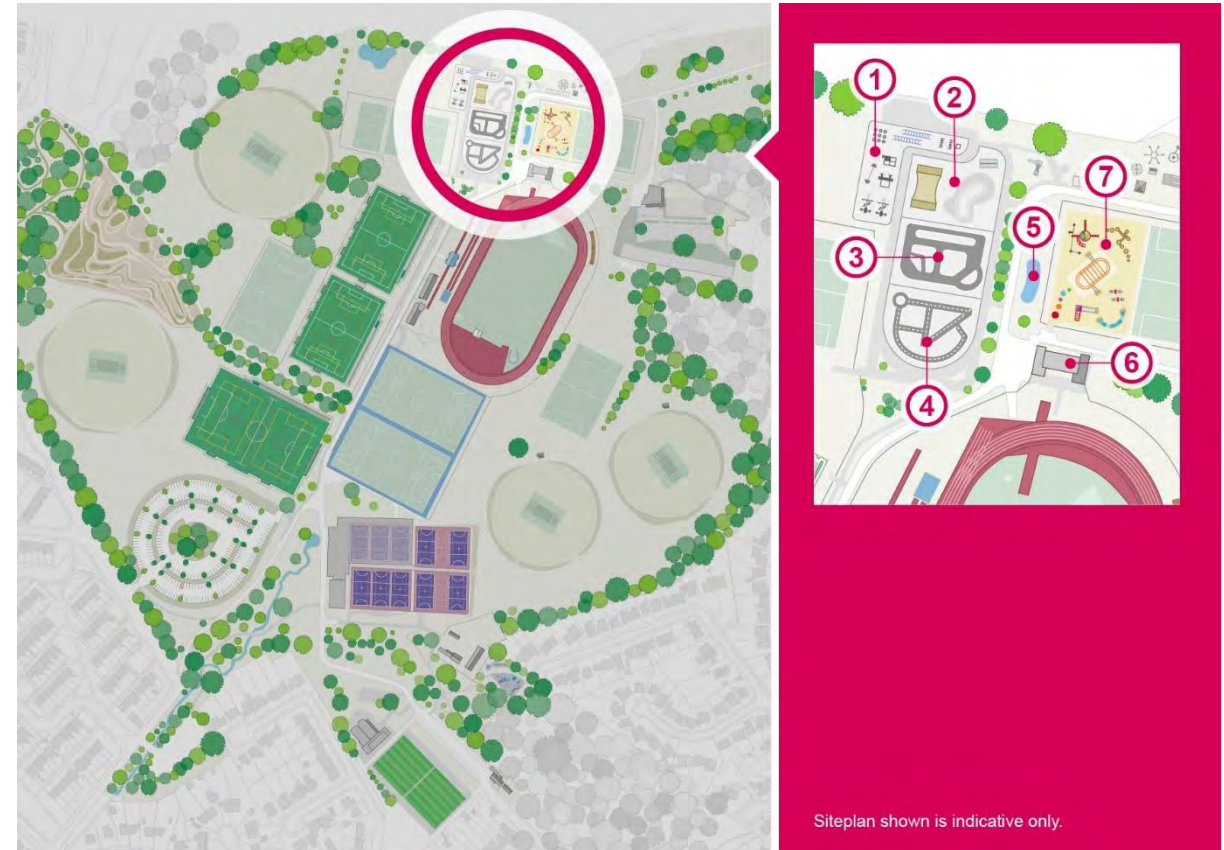
The next theme covered within the questionnaire was Family Zone. As part of this, respondents were asked to provide feedback. The following slides in this section detail the feedback provided.

The Draft Masterplan of Improvements proposes an exciting new area of the Outdoor Sports Centre. The 'Family Zone' features a transformational use of the north of the site which will create a zone for the whole family, all ages and abilities, promoting movement in all its forms. As part of the 'Family Zone', we are proposing new (as labelled on the image):

1. Outdoor gym equipment (available for casual use)
2. Skateboard area
3. Cycling pump track
4. Learn-to-ride cycling track
5. Splash pad
6. 'Family zone' pavilion
7. Children's play area (replacing one small grass football pitch)

The new pavilion will benefit from:

- Bicycle maintenance, store and electric charging
- Tea/coffee servery
- Toilets including baby changing facilities
- External store for the athletics track





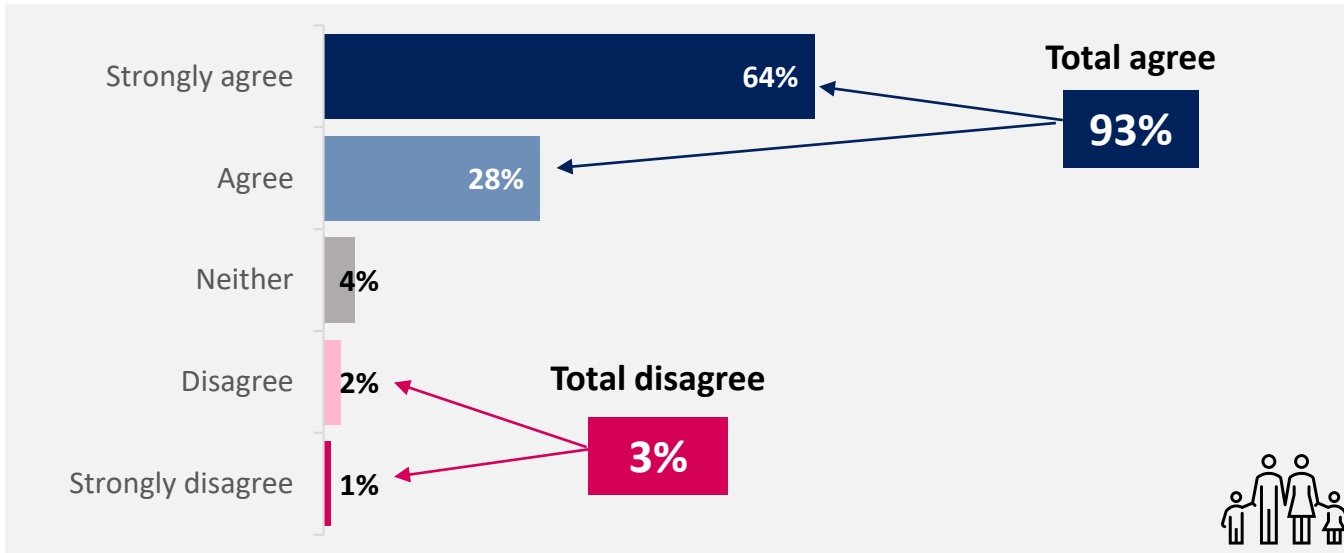
Quantitative feedback

Total respondents:

1230

(526 meet friends and family at the Outdoor Sports Centre. 563 visit Children's play areas and of this, 369 go to the Outdoor Sports Centre.)

Overall levels of agreement and disagreement:



Key observations:

- The Family Zone proposals reported some of the **highest** levels of agreement.
- Those that visit **Children's play areas** at the Outdoor Sports Centre agreed with the proposals more than average (96% total agreed and 2% total disagreed).
- There was little difference in opinion by those that **meet Friends and Family** at the Outdoor Sports Centre.
- Those **aged 35-44** agreed with the proposals more than average (96% total agreed and 1% total disagreed).

Free text comments

Total comments:

411

Total comment themes:

44

Key comment themes:

1	Suggestion: Skate / cycle park needs to be bigger / improved plans (75 comments)
2	Suggestion: Bring back the boating lake (52 comments)
3	Positive: General positive comments about proposals (50 comments)
4	Suggestion: Swimming area / pool needed (47 comments)
5	Positive: Skate Park would be positive (42 comments)

Key observations:

- For those that visit **children's play areas**, their main comment themes were: 'Swimming area / pool needed'; 'General positive comments about proposals'; and 'Bring back the boating lake'

[Click here for further detail and full comment analysis](#)

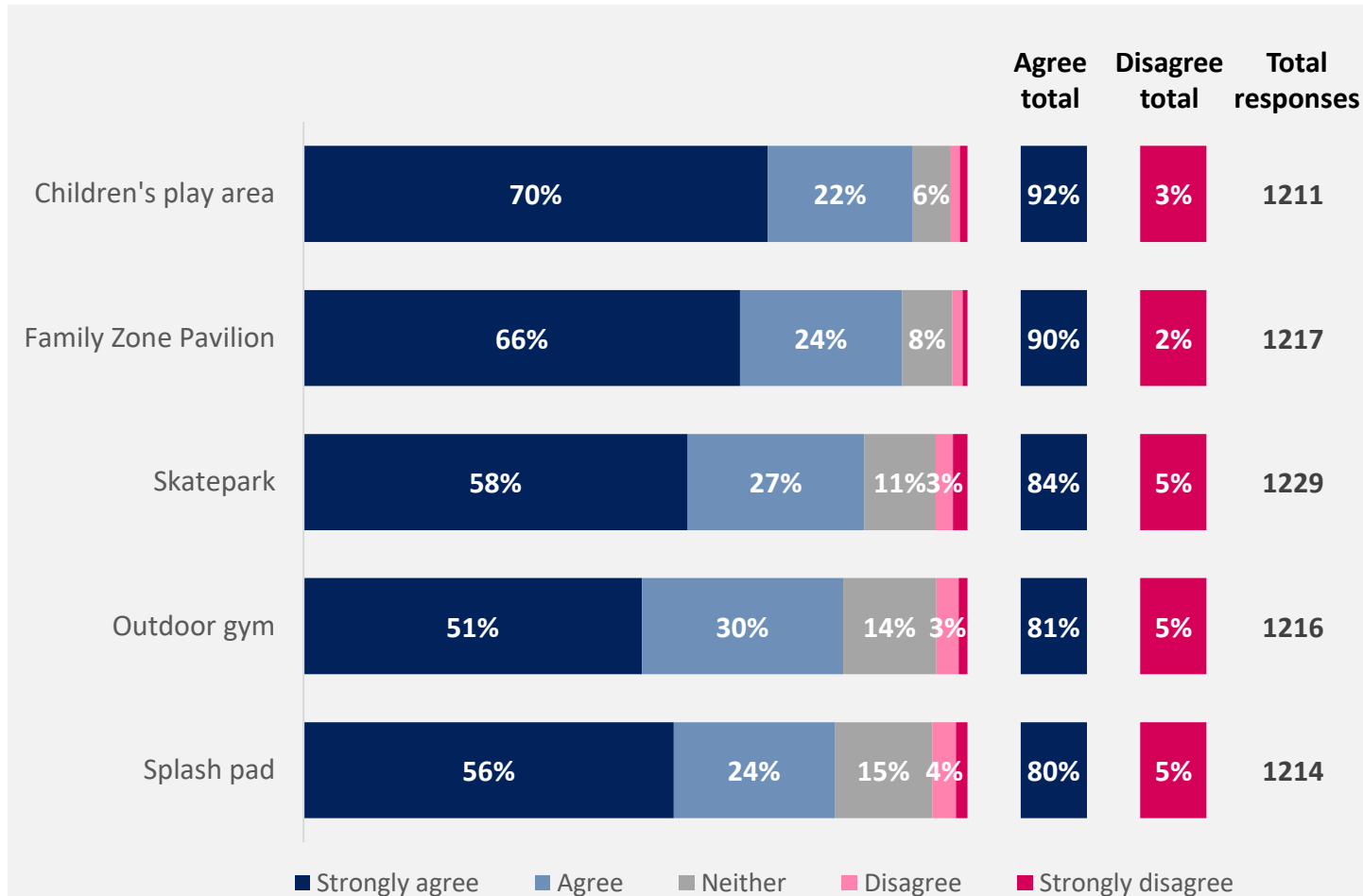




Family zone – specific proposals

Quantitative feedback

Levels of agreement and disagreement with specific proposals:



Key observations

- The proposals for the **Children's play area** were agreed with the most (92% total agreed) and the **Splash pad** proposals were agreed with the least (80% total agreed).
- There was little difference in levels of disagreement between the proposals. Most differences in levels of agreement were offset by an increase in 'neither'.
- Those that visit **Children's Play areas** at the Outdoor Sports Centre agreed with all the specific proposals more than average. In particular, they agreed more with: the Children's Play area (98% total agreed); the Family Zone Pavilion (97% total agreed); and the Splash Pad (93% total agreed).
- Those that take part in **Gym activities** generally, agreed with the 'Outdoor Gym' proposals more than average (87% total agreed)

[Click here for further detail and full comment analysis](#)





The next theme covered within the questionnaire was Cycling. As part of this, respondents were asked to provide feedback. The following slides in this section detail the feedback provided.

To help provide an integrated cycling offer and support citywide cycling events and active travel, we are looking into the possibility of:

1. New Pump track

- Suitable for BMX / scooters and skateboards
- Asphalt wearing course / riding surface

2. New learn-to-ride area

- Road way with road markings and roundabout
- Elevated track section, “hump back bridge”
- Mock road signs and road crossings
- To accommodate cycling proficiency

3. Woodland zone

- Resurface existing woodland bike path
- Installing drainage where necessary
- Dust wearing course/riding surface

4. BMX bike park

- Resurface existing bike park
- Reprofiling of existing dual slalom track and table top jump line
- Enhanced safety works including low-level fencing

We are also investigating cyclocross features (incl. table top mound / wave section).

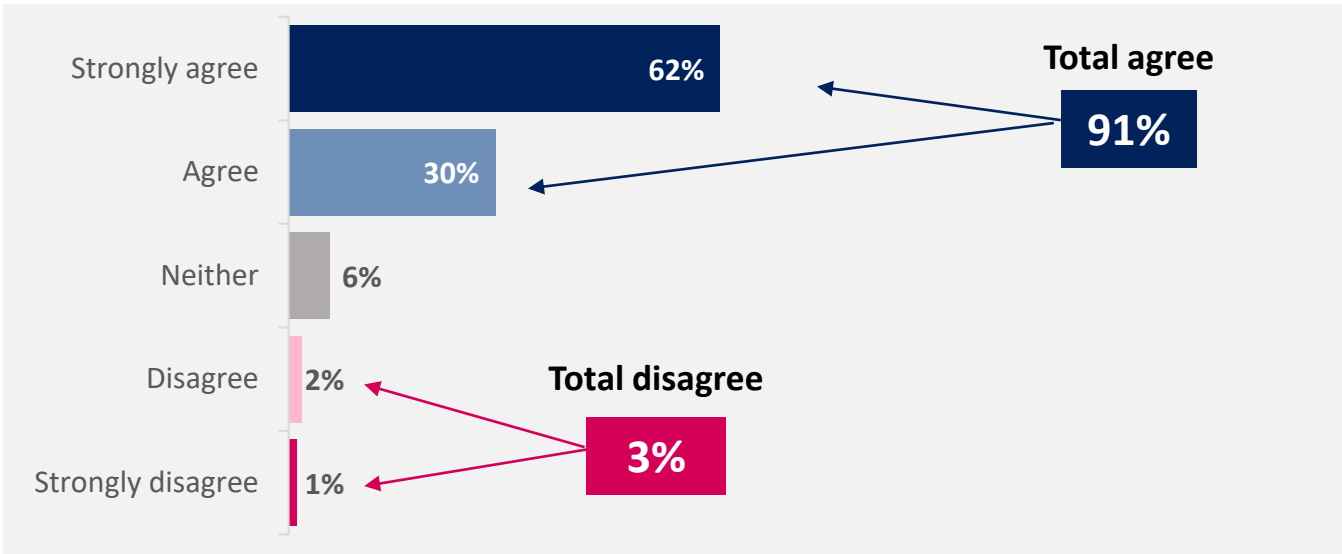




Quantitative feedback

Total respondents: **1053** (577 take part in cycling activities. Of this, 398 take part at the Outdoor Sports Centre)

Overall levels of agreement and disagreement:



Key observations:

- Those that take part in **cycling activities** at the Outdoor Sports Centre agreed with the overall proposals more than average (94% total agreed and 3% total disagreed).
- In particular, those that use the **bike park** and **track cycles** at the Outdoor Sports Centre agreed with the overall proposals highly (98% total agreed and 100% total agreed respectively).
- In general, the **younger age groups** agreed with the proposals more than older age groups.

Free text comments

Total comments: **203** Total comment themes: **31**

Key comment themes:

1	Positive: General positive comments about the proposals (44 comments)
2	Suggestion: Bring back the velodrome / tarmac cycling track (29 comments)
3	Suggestion: National size / better BMX facility (26 comments)
4	Positive: Positive comments about learn to ride (24 comments)
5	Concern: Learn to ride pointless – taught at schools / elsewhere (15 comments)

Key observations:

- For those that take part in a **cycling activities**, their main comment themes were: ‘General positive comments about proposals’; ‘Bring back velodrome / tarmac cycling track’; and ‘National size / better BMX facility’

[Click here for further detail and full comment analysis](#)

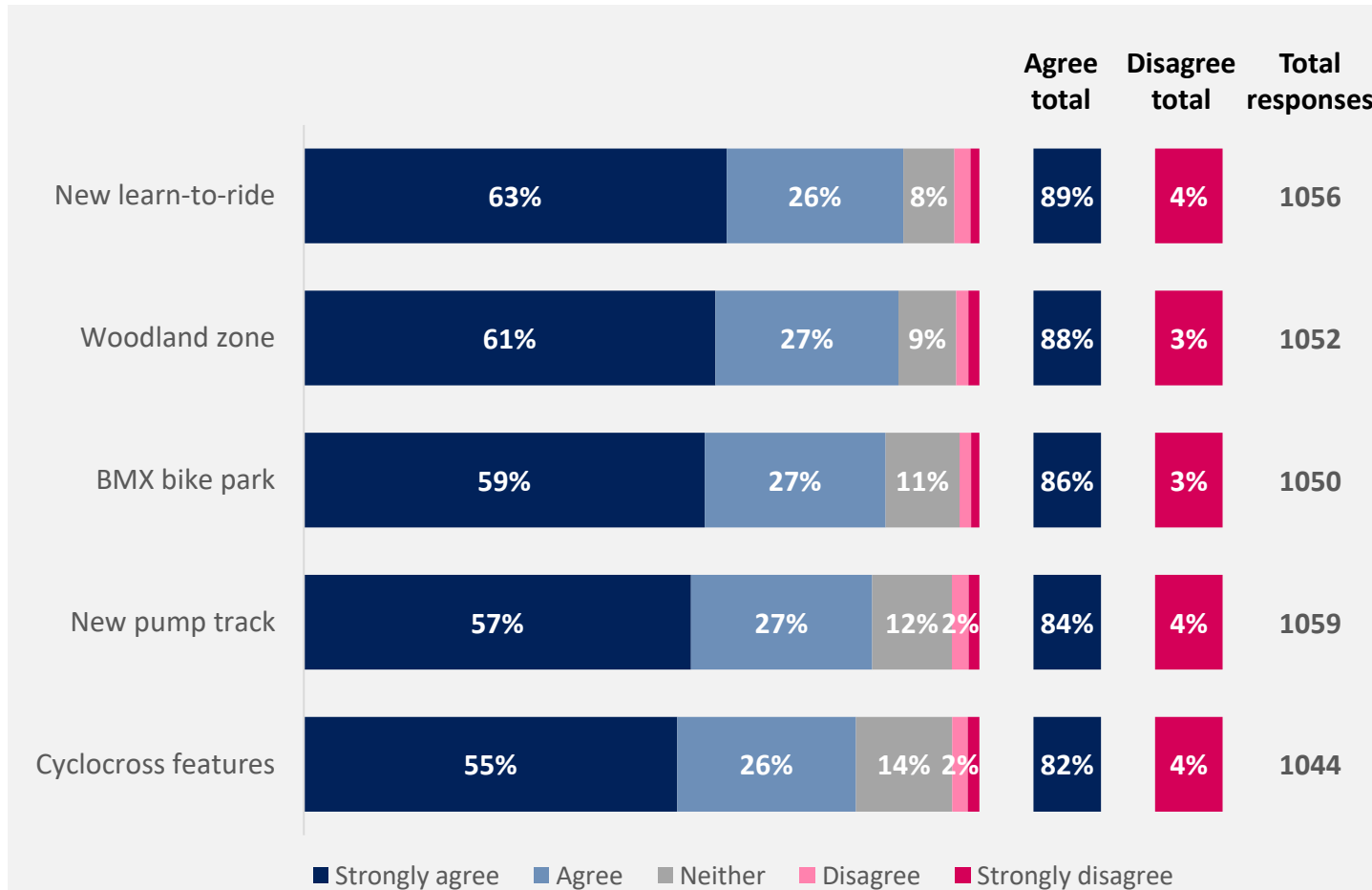




Cycling – specific proposals

Quantitative feedback

Levels of agreement and disagreement with specific proposals:



Key observations

- The proposals for the **New learn-to ride** were agreed with the most (89% total agreed) and the **Cyclocross** proposals were agreed with the least (82% total agreed). There was little difference in levels of disagreement between the proposals. Most differences in levels of agreement were offset by an increase in 'neither'.
- With the exception of the learn to ride feature, **younger age groups** agreed with the proposals more than older groups.
- Those that do cycling activities at the Outdoor Sports Centre agreed more with the: **woodland zone** (91% total agreed); **BMX bike park** (89% total agreed); **new pump track** (87% total agreed); and **cyclocross features** (85% total agreed). The only proposal they expressed slightly lower levels of agreement than average was the **learn-to-ride provision** (86% total agreed).
- Those that currently use the bike park at the Outdoor Sports Centre particularly agreed more with the ideas for **cyclocross features** (89% total agreed); **pump track** (93% total agreed); **BMX bike park** (96% total agreed).

[Click here for further detail and full comment analysis](#)





The next theme covered within the questionnaire was car parking and travel to the site. As part of this, respondents were asked to provide feedback. The following slides in this section detail the feedback provided.

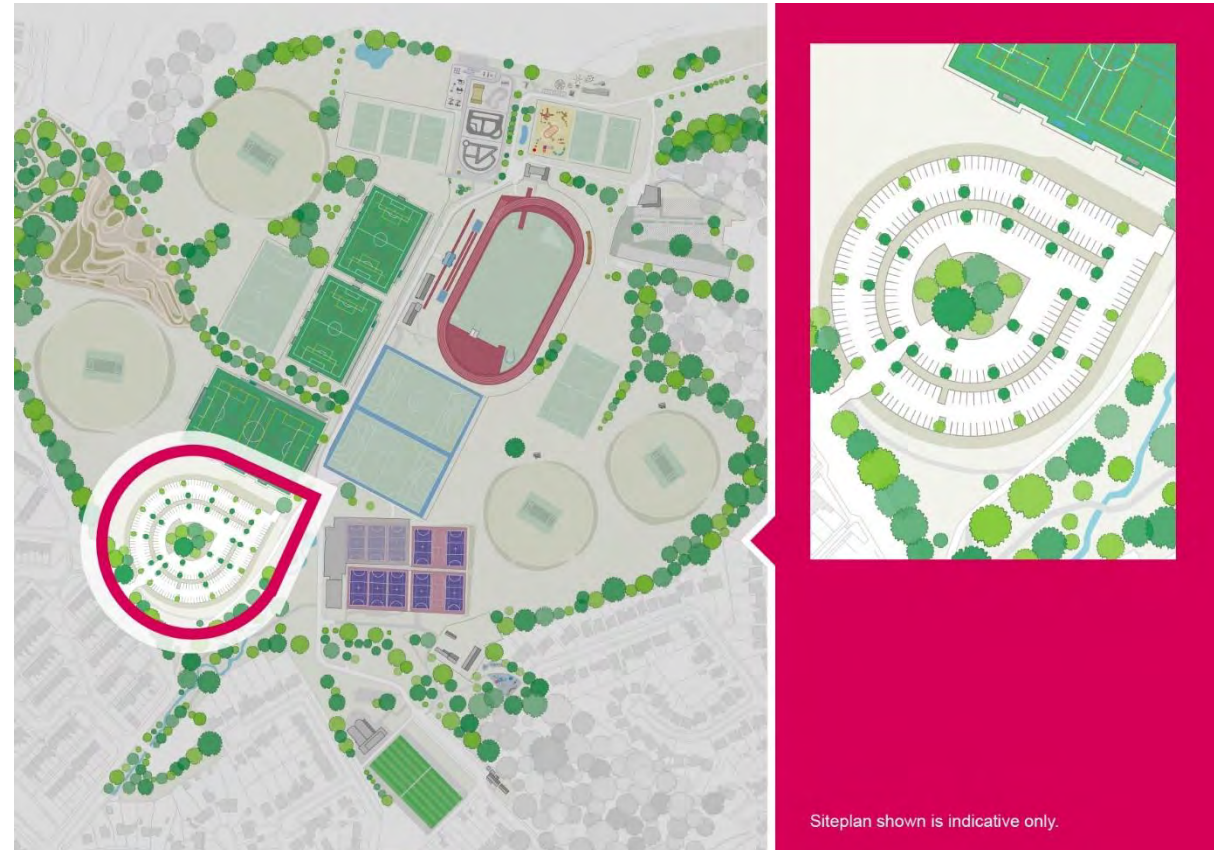
To resolve on street parking issues surrounding the Outdoor Sports Centre and accommodate an increase in holding sporting events, it is proposed to increase the number of parking spaces provided from around 169 to approximately 375 (final number to be confirmed).

This would include replacing one of the cricket pitches with a new woodland car park which would be accessed via Dunkirk Road and provide 280 new car parking spaces to the south-west of the site. Coach parking will remain in the dedicated spaces off Thornhill Road.

This new woodland car park would also benefit from new tree planting.

Other features of the new proposed car parking include:

- Electric car charging points
- Close to the 'Hub', the proposed car park will provide well-lit safer parking
- Priority spaces will be given to disabled parking and for parents and children.

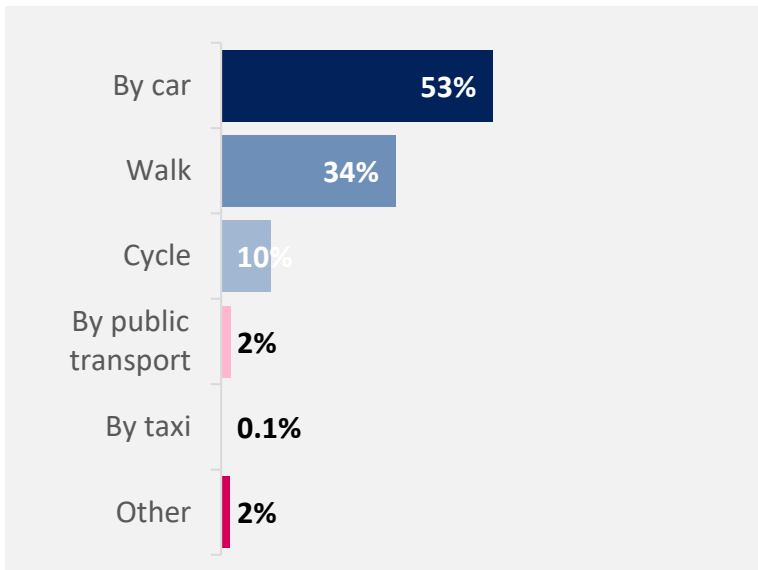




Quantitative feedback

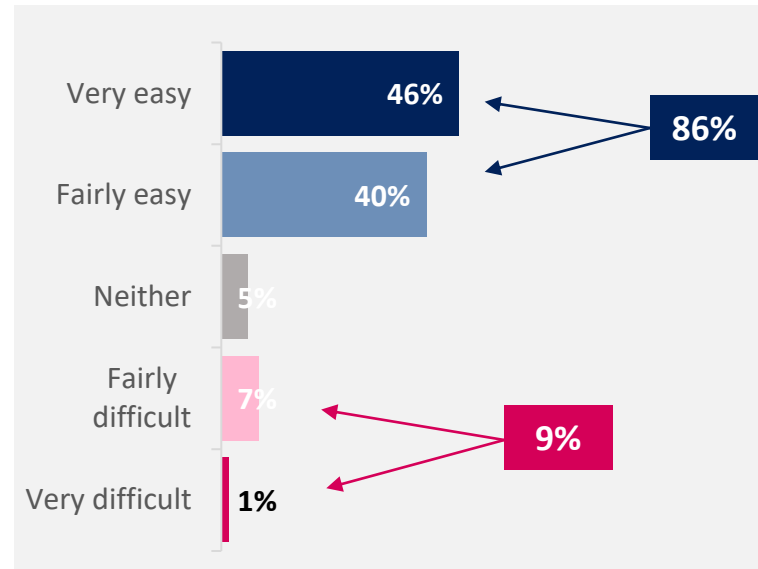
Usual travel to the Outdoor Sports Centre:

Total respondents: 1339



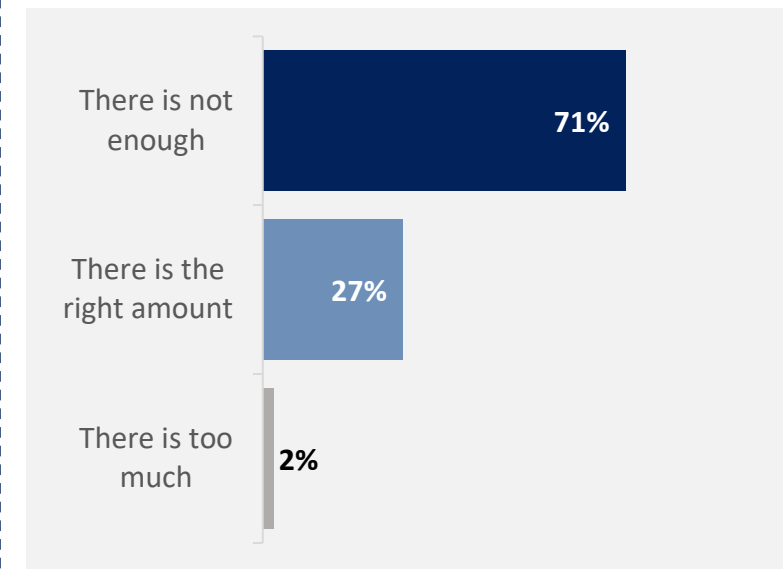
Ease of travel to the Outdoor Sports Centre:

Total respondents: 1337



What do you think about the current parking offered?

Total respondents: 1312



Key observations:

- 82% of residents **living outside of Southampton** drive to the Sports Centre
- 60% of respondents that travel to the Sports Centre by **public transport** selected that it was difficult, compared to a 9% average
- 80% of respondents that travel to the Outdoor Sports Centre **by Car** felt that there was not enough parking offered.

[Click here for further detail and full comment analysis](#)

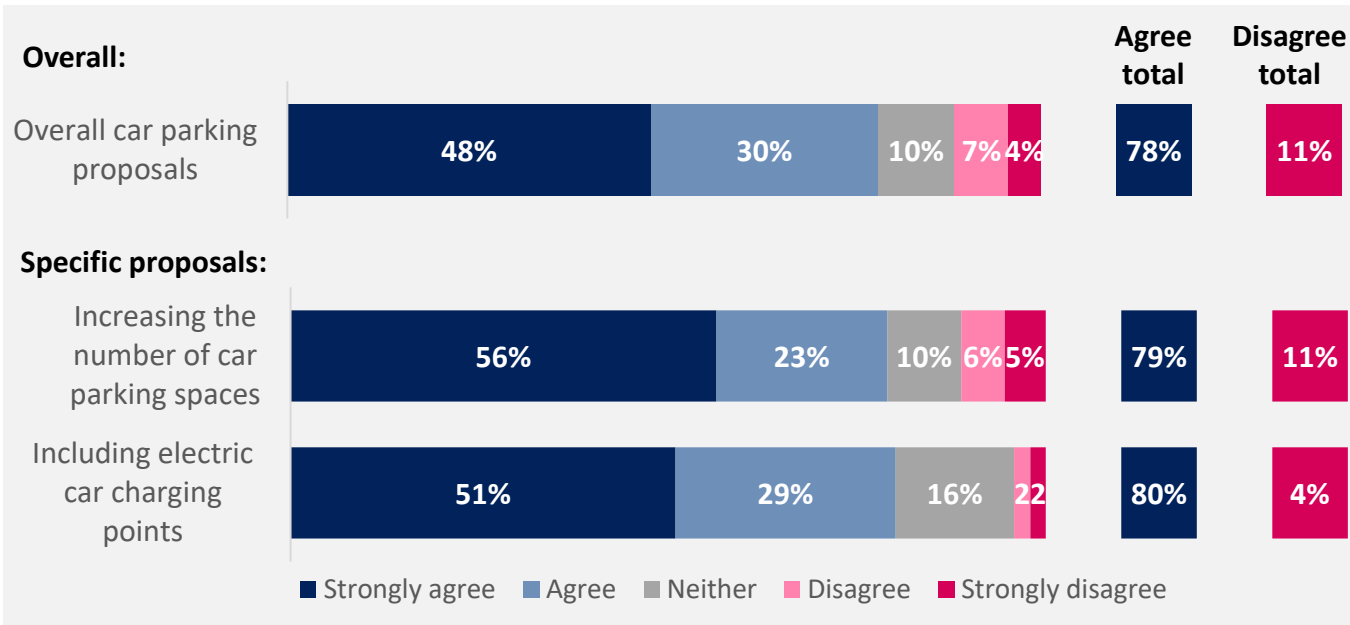


Car parking proposals

Quantitative feedback

Total respondents (overall): **1329** (Of this, 700 travel by car to the site)

Levels of agreement and disagreement:



Key observations:

- The Car Parking proposals reported some of the lowest levels agreement across the consultation.
- Those that travel by car to the Outdoor Sports Centre agreed with the overall proposals a lot more than average (87% total agreed, 7% total disagreed).
- Those that travel by methods other than driving (public transport, cycling, walking) all agreed with the overall proposals less than average (between 58%-73% total agreed).

Free text comments

Total comments: **550** Total comment themes: **45**

Key comment themes:

1	Positive: Agree that more car parking provision needed / proposals (113 comments)
2	Suggestion: Encourage sustainable travel to the site / should not encourage driving in general (109 comments)
3	Suggestion: Better access for active travel (e.g. cycle lanes, walking routes) (107 comments)
4	Suggestion: Increased / improved bus routes / public transport (106 comments)
5	Concern: Disagree with removing green space for parking (93 comments)

Key observations:

- The top comments by groups of respondents varied a lot based upon travel method. Those that travel by car commented on agreeing with the proposals the most. Those that travel by public transport called for better public transport as their top comment. Those that travel by bicycle asked for better access for active travel as their top comment.

[Click here for further detail and full comment analysis](#)



The next theme covered within the questionnaire was general improvements and sustainability. As part of this, respondents were asked to provide feedback. The following slides in this section detail the feedback provided.

In addition to specific proposals for certain areas of the Outdoor Sports Centre, we are also proposing several general improvements to the site.

Proposed general improvements across the Outdoor Sports Centre site include:

- **Improvements to pathways**
- **Increased seating**
- **Increased picnic benches / tables**
- **Lighting and signage improvements**
- **Dedicated areas for informal recreation**
- **Outdoor table tennis**
- **Cycle storage**

In addition, we are also investigating the introduction of sustainable measures to support our environment in line with our Greener City commitments.

The design and construction of any proposed changes will be to “BREEAM Excellent” standard. Following consultation and any final decisions, more detailed designs will be undertaken to incorporate the following aspects of our Green City commitments:

- 1. Sustainable Energy and Carbon Reduction**
- 2. Delivering Clean Air**
- 3. Our Natural Environment**
- 4. Resources, Waste and Water Management**
- 5. Sustainable Travel**

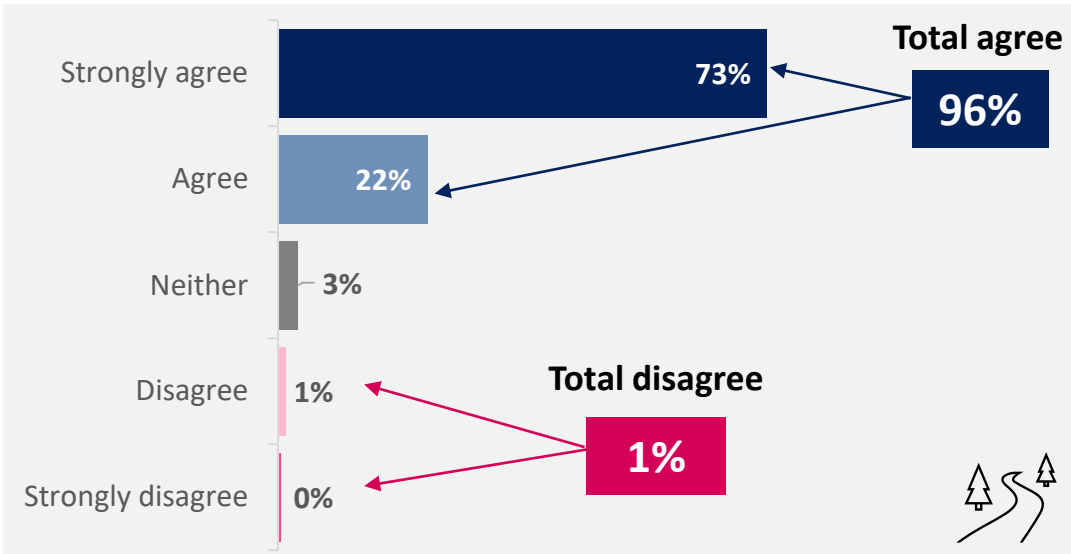


Site improvements and sustainable measures

Quantitative feedback

Total respondents: 1391

Overall levels of agreement and disagreement:



Key observations:

- The site improvement proposals reported some of the **highest** levels agreement across the consultation.
- Total levels of agreement were consistently high across different demographics and characteristics. Some characteristics 'strongly agreed' more than others – in particular: respondents that **picnic at the Outdoor Sports Centre** (84% strongly agreed); and **ages 18 - 44** (81%-83% strongly agreed).

Free text comments

Key comment themes for site improvements: (349 comments, 27 themes)

1	Suggestion: Improve / later opening times for toilet facilities (91 comments)
2	Suggestion: secure cycle & scooter storage is necessary (73 comments)
3	Suggestion: More bins / litter provision needed (63 comments)
4	Suggestion: Better lighting needed / will improve safety (38 comments)
5	Suggestion: Pathways and signage to separate pedestrians / bikes / runners (32 comments)

Key comment themes for sustainable measures: (125 comments, 19 themes)

1	Suggestion: More wilding / green / support biodiversity (54 comments)
2	Suggestion: Solar powered facilities on buildings (34 comments)
3	Suggestion: Water / fountains and filling stations to promote re-use (13 comments)
4	Suggestion: Additional tree planting needed / increase green space (11 comments)
5	Suggestion: Rain water toilets / facilities (8 comments)



[Click here for further detail and full comment analysis](#)

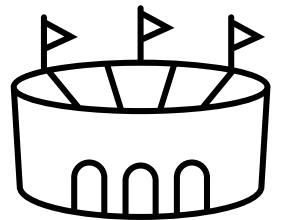




The last section within the questionnaire asked for overall feedback and the impact of the proposals. The following slides in this section detail the feedback provided.

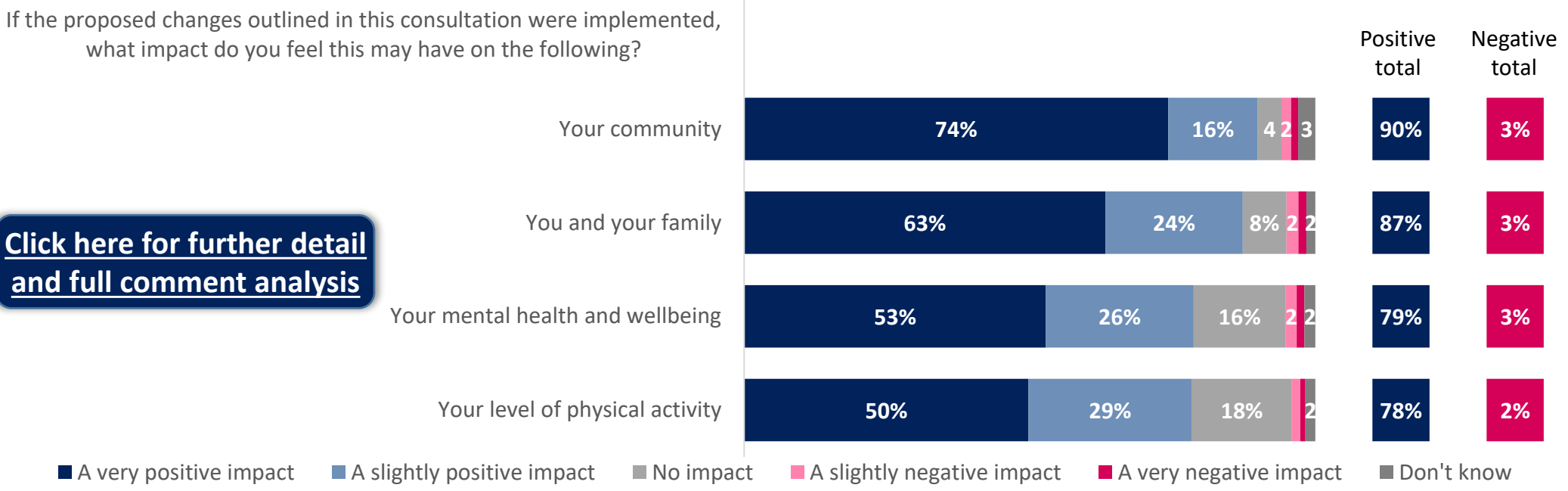
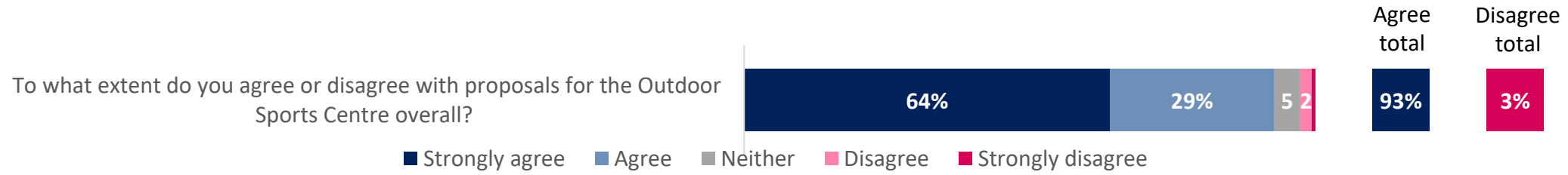
Questions were asked on:

- Overall agreement or disagreement with the proposals
- The impacts on:
 - You and your family
 - Your community
 - Your level of physical activity
 - Your mental health and wellbeing
- Change in usage of the Outdoor Sports centre if the proposals were implemented
- Final comments

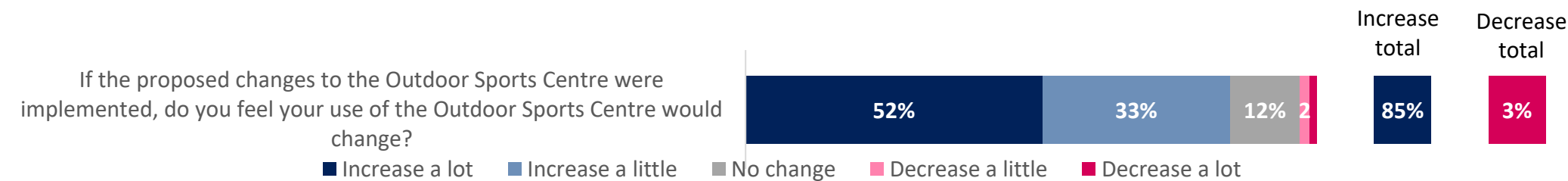




Overall feedback – impact of the proposals



[Click here for further detail and full comment analysis](#)



Key observations:

- Generally **younger age groups** reported a higher positive impact than older age groups on all the impact questions. In particular the positive impact on mental health and wellbeing ranged from 91% total positive impact for **18-24s** to 58% total positive impact for those **75+**
- **Young age groups** were more likely to say that their use of the Outdoor Sports Centre would increase.
- **Older age groups** were more likely to say that there usage would remain the same compared to younger age groups.
- **Females** reported slightly higher positive impact levels and also reported that they would increase their usage more when compared to **males**.



Overall feedback – free text themes

The overall feedback was the most commented upon section throughout the whole survey.

Free text comments

Total comments: **681** Total comment themes: **68**

Key positive comment themes:

1	General positive comments about the proposals (202 comments)
2	Current provision needs investment (116 comments)
3	Enjoy using the Sports Centre in general (46 comments)
4	Will improve physical well being (26 comments)
5	Will improve mental well being (17 comments)

Key concerns / negative comment themes:

1	Funding concerns (30 comments)
2	Concerns about the price of facilities (26 comments)
3	Wouldn't visit due to external factors (24 comments)
4	Concerns plans wont be carried out / don't trust the Council (14 comments)
5	Concerns about floodlights / light pollution from the Sports Centre (12 comments)

Key suggestion comment themes:

1	Retain open green space for walking / non-organised activities over developments (79 comments)
2	Manage anti-social behaviour and vandalism in the park generally (53 comments)
3	Needs to be accessible for all regardless of ability / gender / pay (45 comments)
4	Badminton courts (35 comments)
5	Visible staff / security to prevent anti-social behaviour (34 comments)

[Click here for further detail and full comment analysis](#)



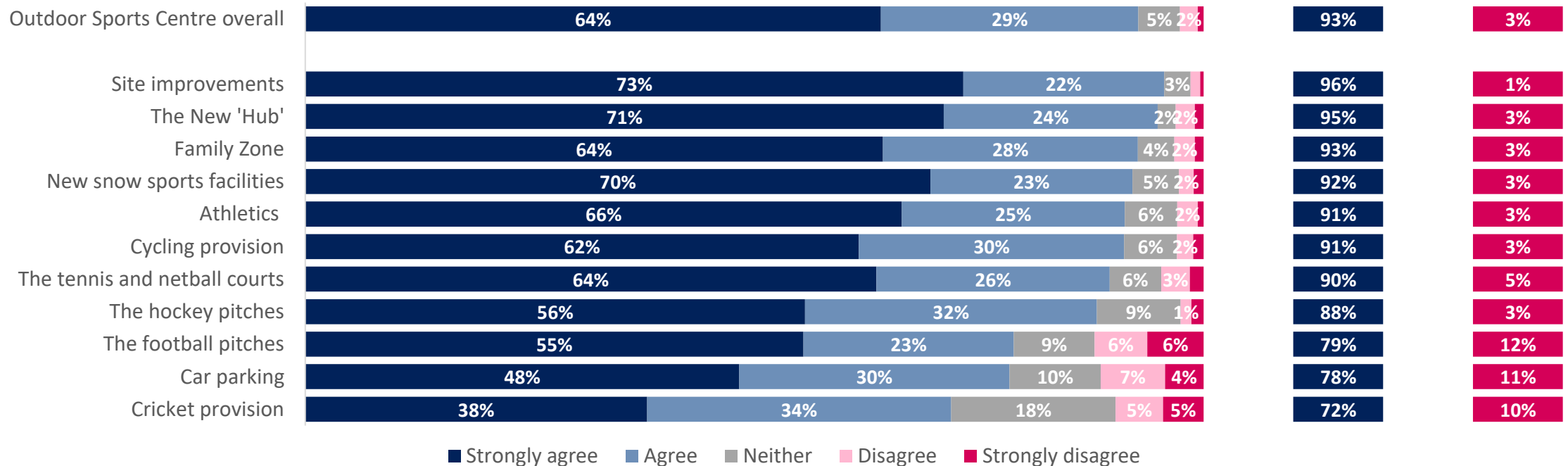
Conclusions





Conclusion - 1


- The main message throughout the consultation is **positive**, with all proposals agreed upon by a high proportion of respondents.
- Overall support for the project is very high - 97% of respondents agreed that they would like to see improvements at the Outdoor Sports Centre and 93% agreed with the proposals put forward overall. Having a high number of responses to the consultation (2545 total) also highlights the level of public interest in the project.
- The proposals for **site improvements** reported the highest levels of agreement (96%) alongside overall proposals for the **new 'Hub'** (95%) and the **Family Zone** (93%).
- Football pitches (79%), car parking (78%) and cricket provision (72%)** were the proposals with the lowest overall levels of agreement. The specific proposal with the lowest level of agreement, and highest level of disagreement **was the reduction of cricket pitches from five to four**, with 66% of respondents agreeing and 16% disagreeing





- Nearly 4800 comments were submitted as part of the consultation process and were analysed and categorised into over 400 groups based upon similar sentiment or theme.
- Similarly to the tick-box questions, many of the key findings from the free text analysis were **positive**. The theme with the highest numbers of comments expressed a **general agreement** with the proposals overall (202 comments). This was followed by an agreement that **current provision needs investment** (116 comments) and agreeing that **more car parking** provision is needed (112 comments)
- Suggestions regarding transport and travel to the area were common themes of comment. Several themes received over 100 comments each – encouraging sustainable travel; better access for active travel and improved public transport.
- The highest number of concerned comments or alternative suggestions were about: needing **more indoor or covered athletics space** (95 comments); **disagreements with removing green space** for parking (93 comments) and **concerns about a loss of real grass pitches** (80 comments).

Themes with the highest number of comments:





Full results and further analysis by characteristics and demographics



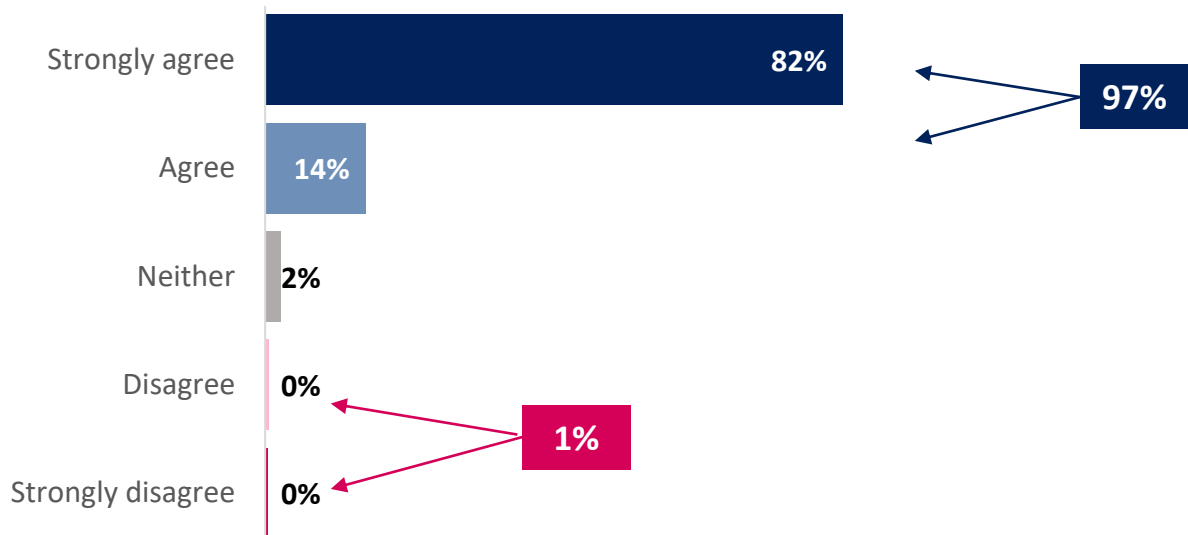
Improvements at the Outdoor Sports Centre





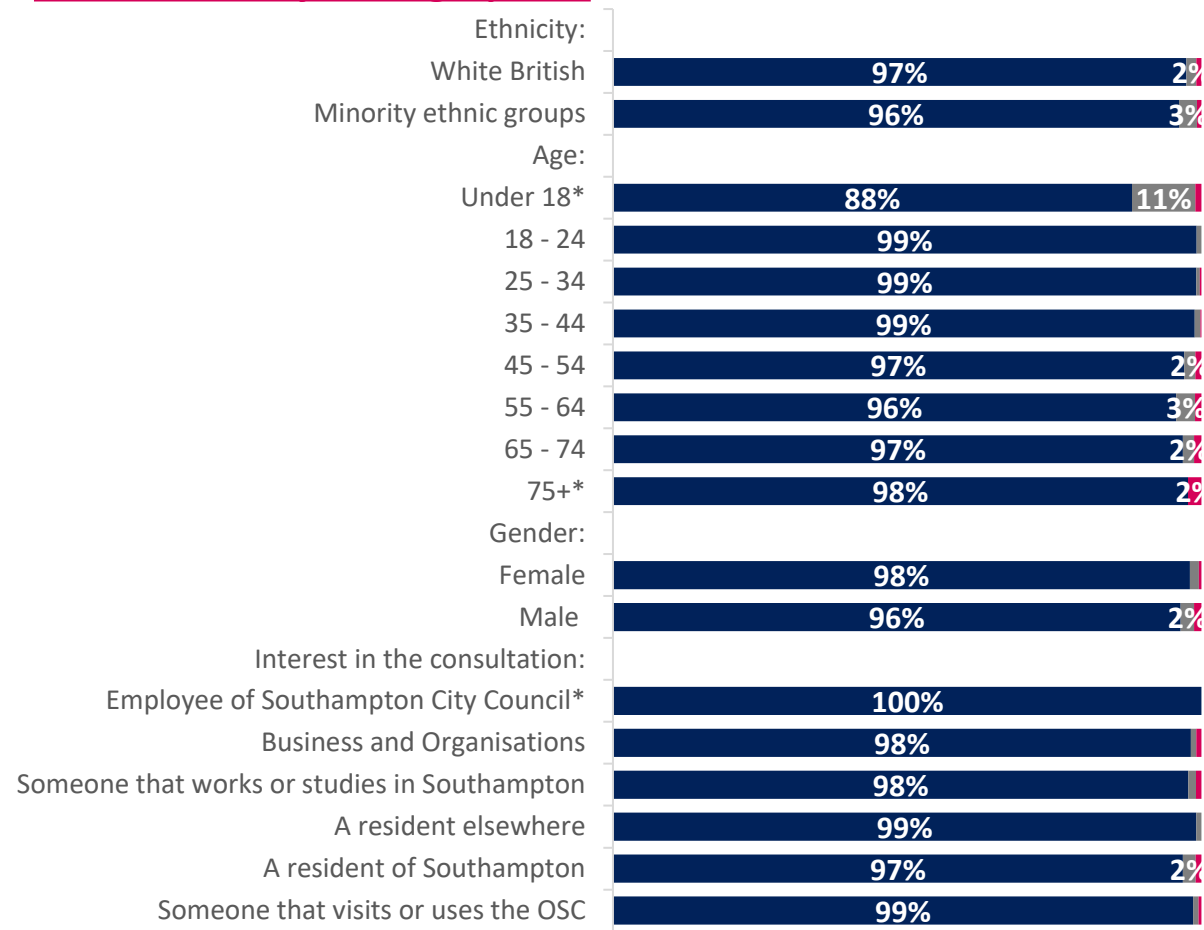
Question: To what extent do you agree or disagree with the following statement: "I would like to see improvements at the Outdoor Sports Centre"

Overall:



Base respondents: 2495

Broken down by demographics:



■ Agree total ■ Neither ■ Disagree total

**Sample size – fewer than 50 respondents

*Sample size – fewer than 100 respondents


Key findings:

- This statement was the most agreed upon throughout the whole survey, with 97% of respondents agreeing
- There was little difference between demographics and the levels of agreement





Use of the Outdoor Sports Centre

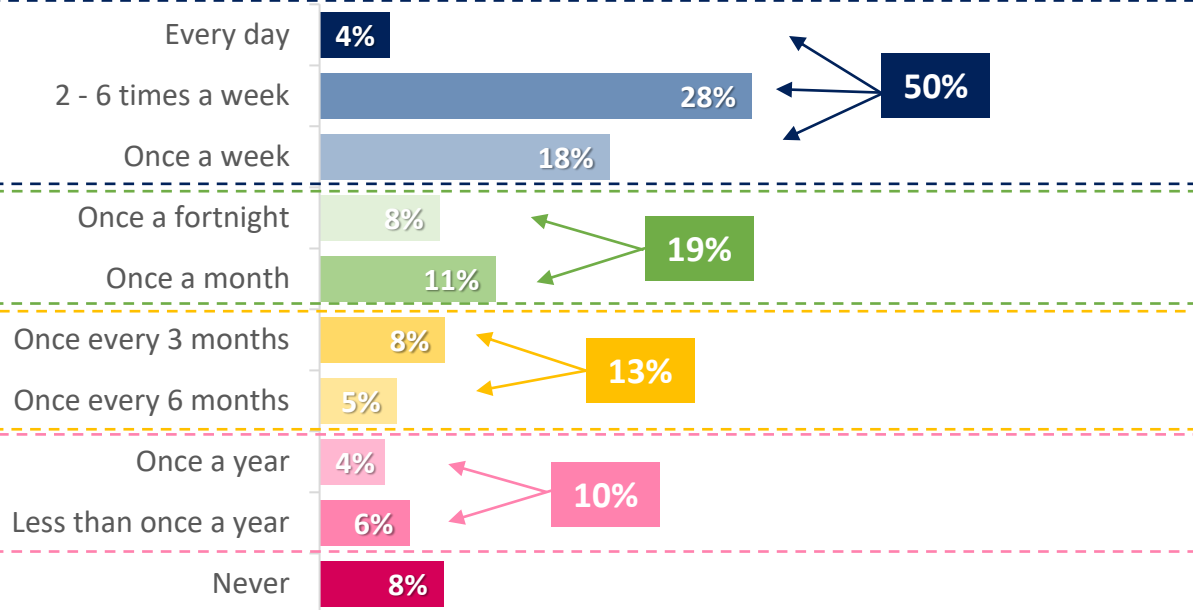




Time spent at the Outdoor Sports Centre

Question: How regularly do you use Southampton Outdoor Sport Centre? *(Please think about the last two years, to include time before the COVID-19 pandemic and March 2020 too)*

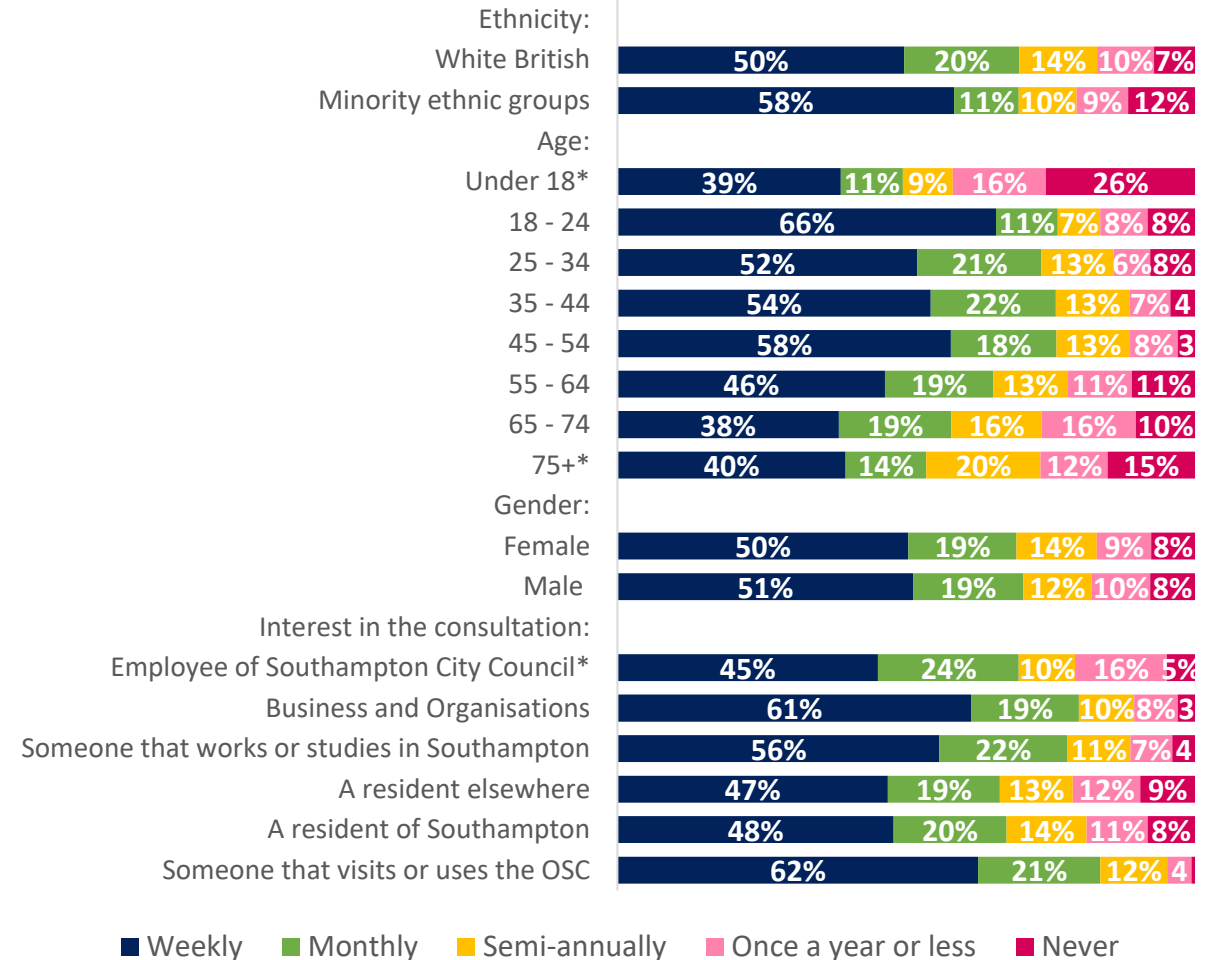
Overall:



Key findings:

- 70% of respondents that live in Bassett visit the Outdoor Sports Centre on a **weekly** basis, which is significantly higher than respondents from other wards including Bitterne (15%), Woolston (22%) and Sholing (27%)
- It appears that the age group most likely to visit the Outdoor Sports Centre are those between 18-24
- It appears that the age group most likely to have never used the Outdoor Sports Centre is those under 18 (26%)

Broken down by demographics:



**Sample size – fewer than 50 respondents

*Sample size – fewer than 100 respondents

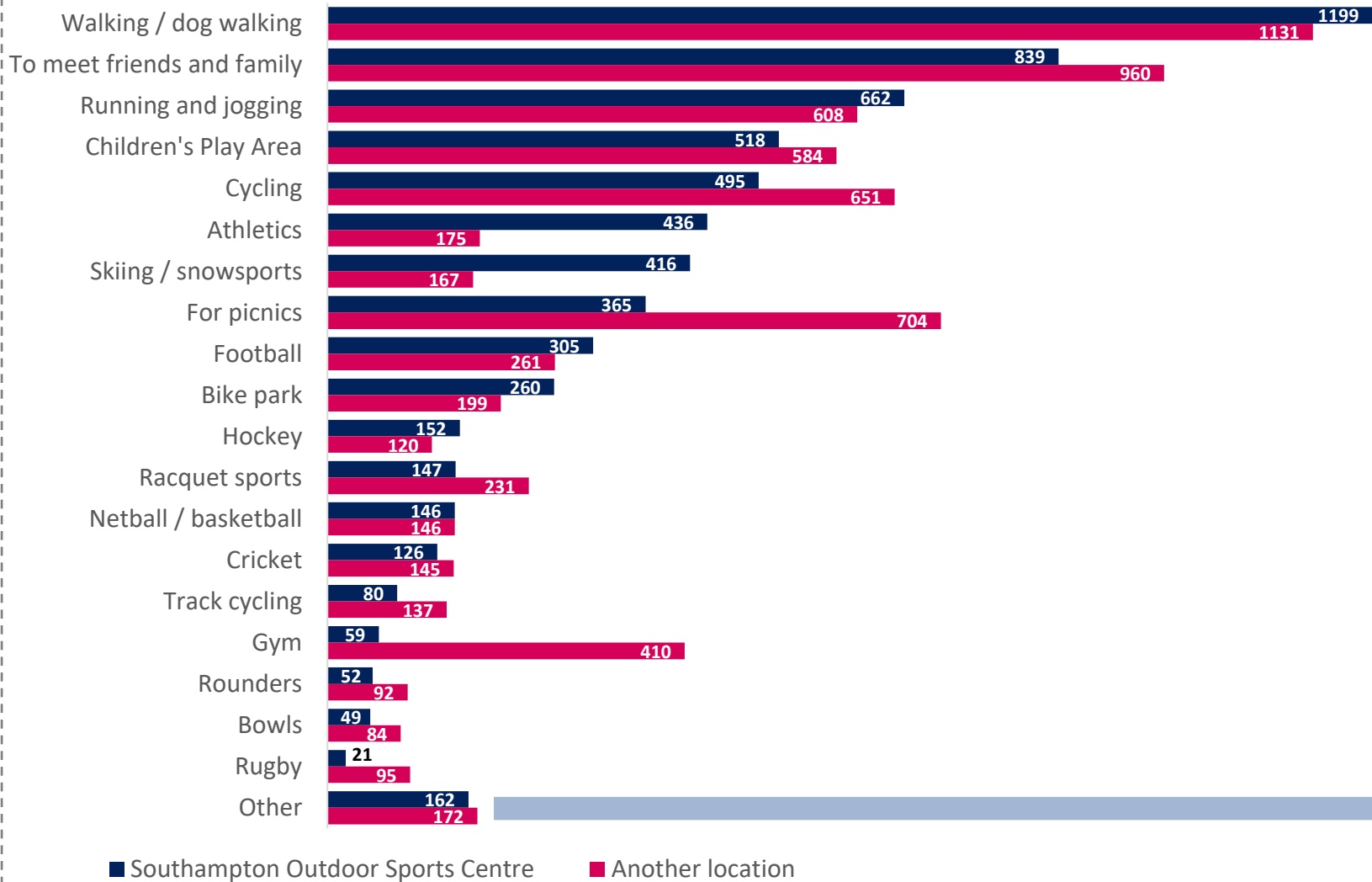


Taking part in activities

Question: Which of the following do you regularly do or take part in at the Southampton Outdoor Sports Centre and at other locations?

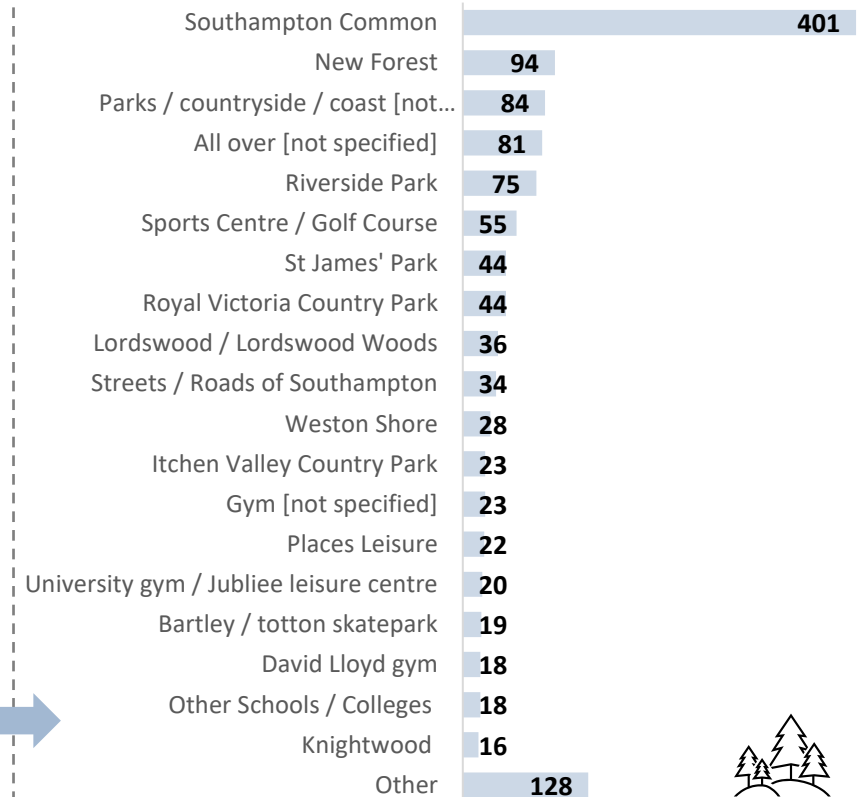
Overall:

These graphs are in respondent count rather than percentage.



Respondents that selected they regularly use or visit another location for activities were asked **where they did this**. A total of **912** respondents provided a comment specifically on this priority.

*The following graph shows the **top 20** themes, with the total number of respondents by each theme of comment.*





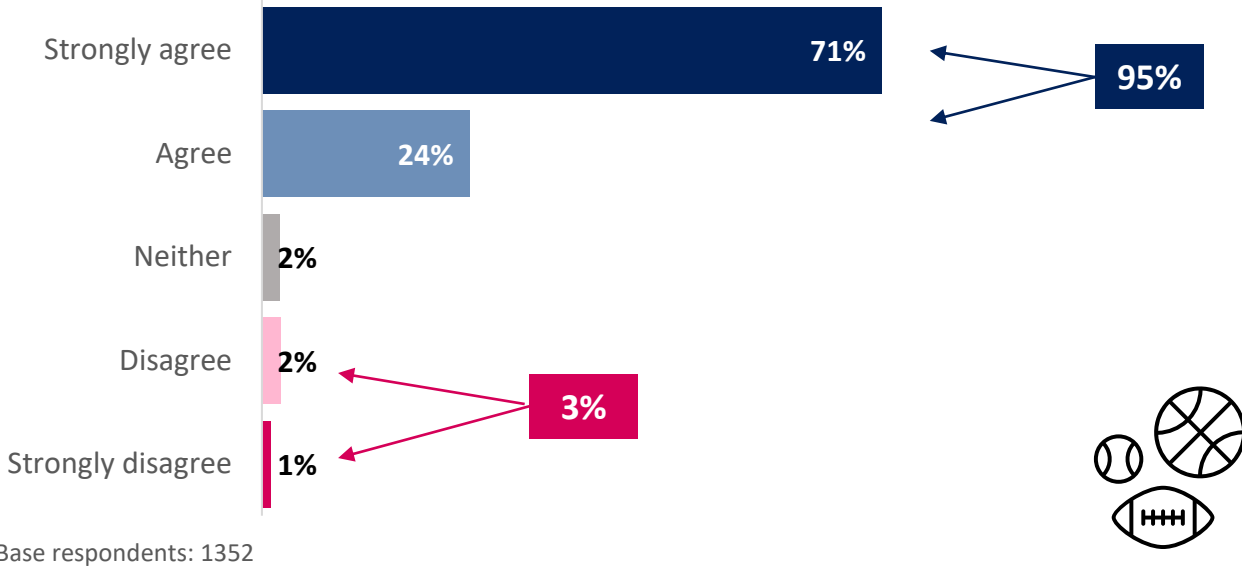
New 'Hub'



Agreement levels with the proposed New 'Hub'

Question: To what extent do you agree or disagree with the proposals for the new 'Hub'?

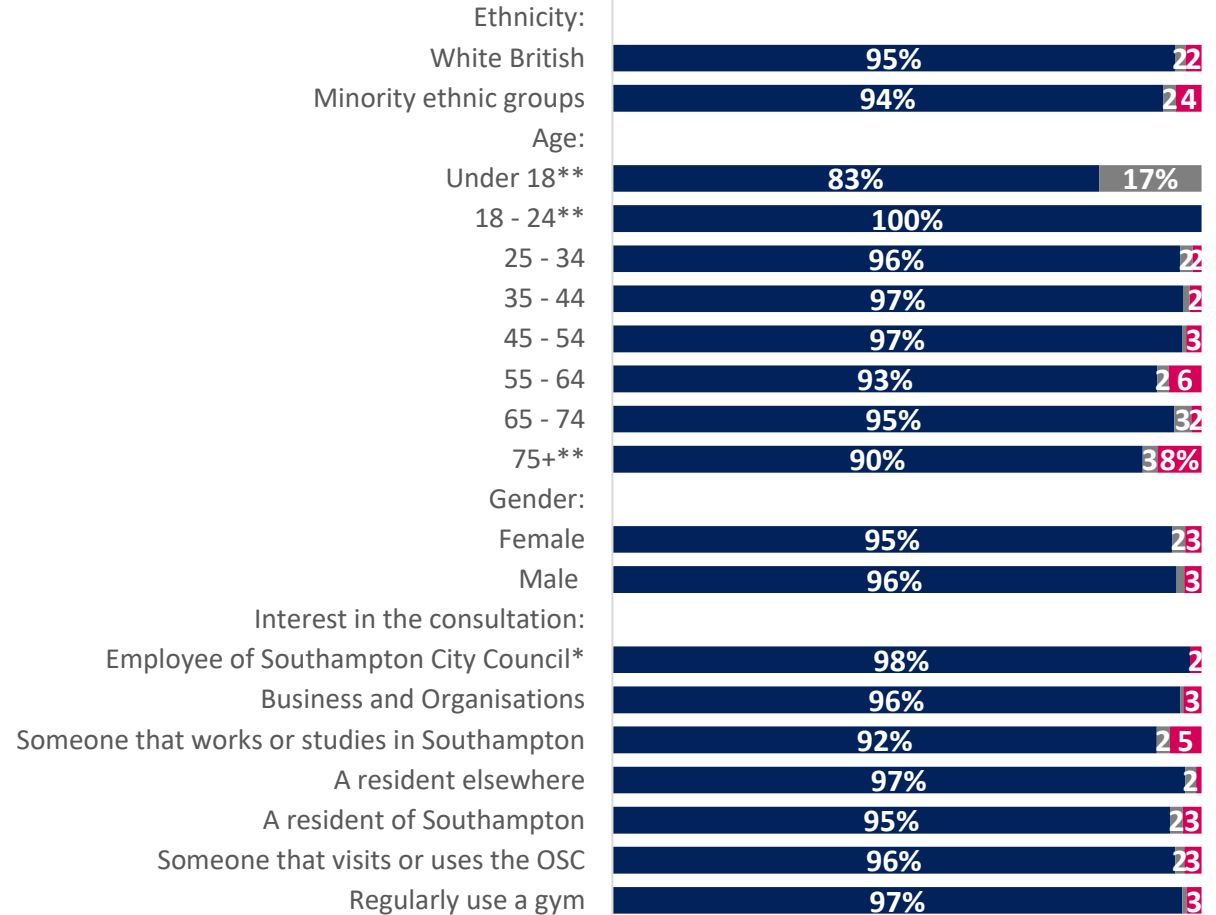
Overall:



Key findings:

- The new 'hub' proposals reported some of the highest levels of agreement across the consultation
- Those that take part in gym activities agreed with the proposals only slightly more than average (97% total agreed and 3% total disagreed)
- In general, there was very little variation in opinions across different demographics and characteristics of respondents

Broken down by demographics:



■ Agree total ■ Neither ■ Disagree total

**Sample size – fewer than 50 respondents

*Sample size – fewer than 100 respondents

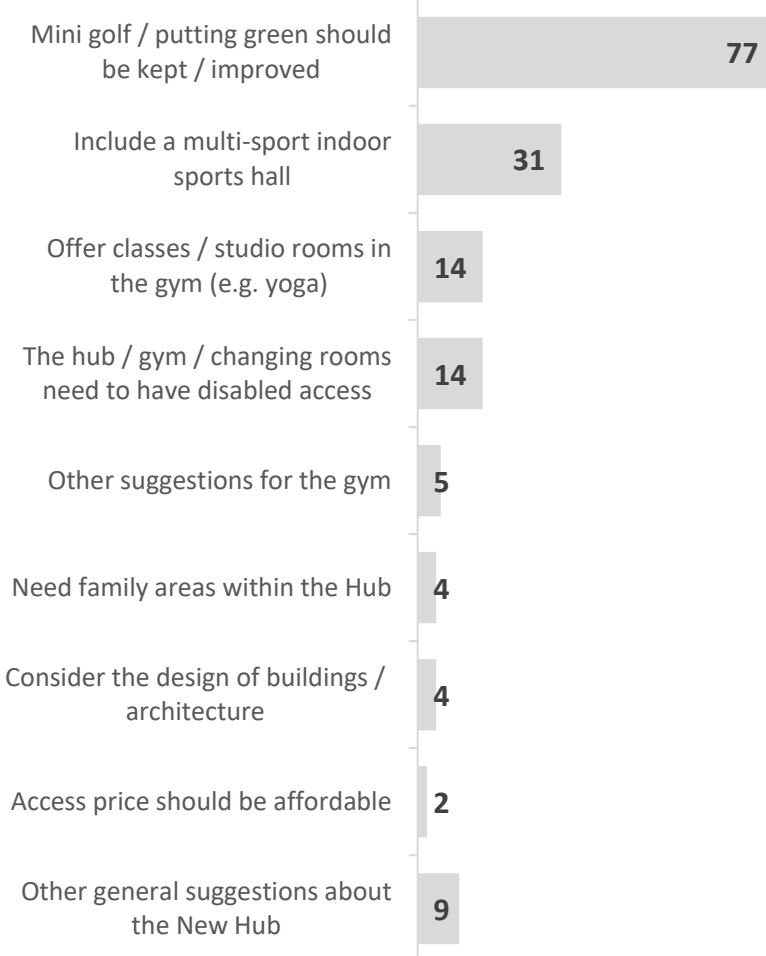


These graphs are in respondent count rather than percentage

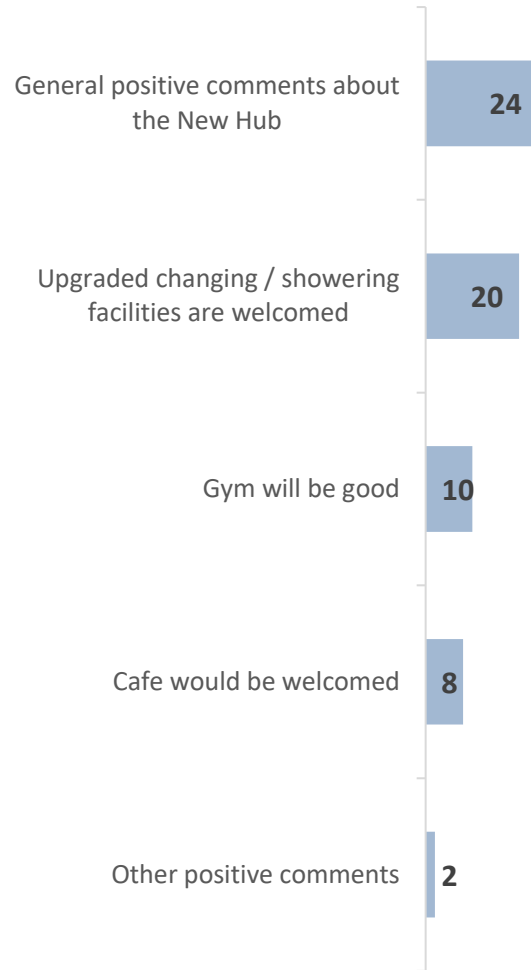
New 'Hub'

A total of **209** respondents provided a comment specifically on this priority. The following graph shows the total number of respondents by each theme of comment. The subsequent slides summarise or quote the unique points and suggestions that were made.

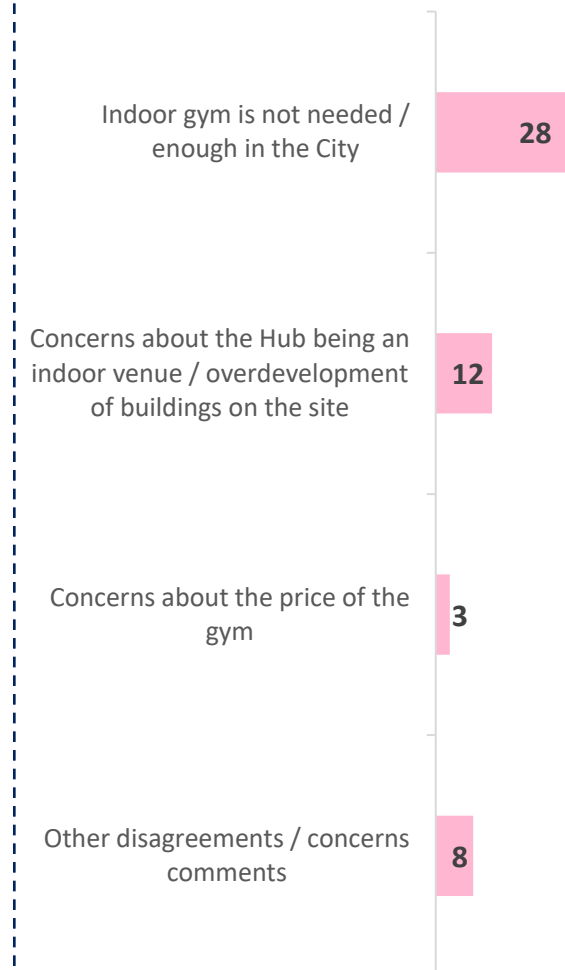
Suggestions



Positive comments



Negative comments / concerns



3 people also commented on 'other general comments'.



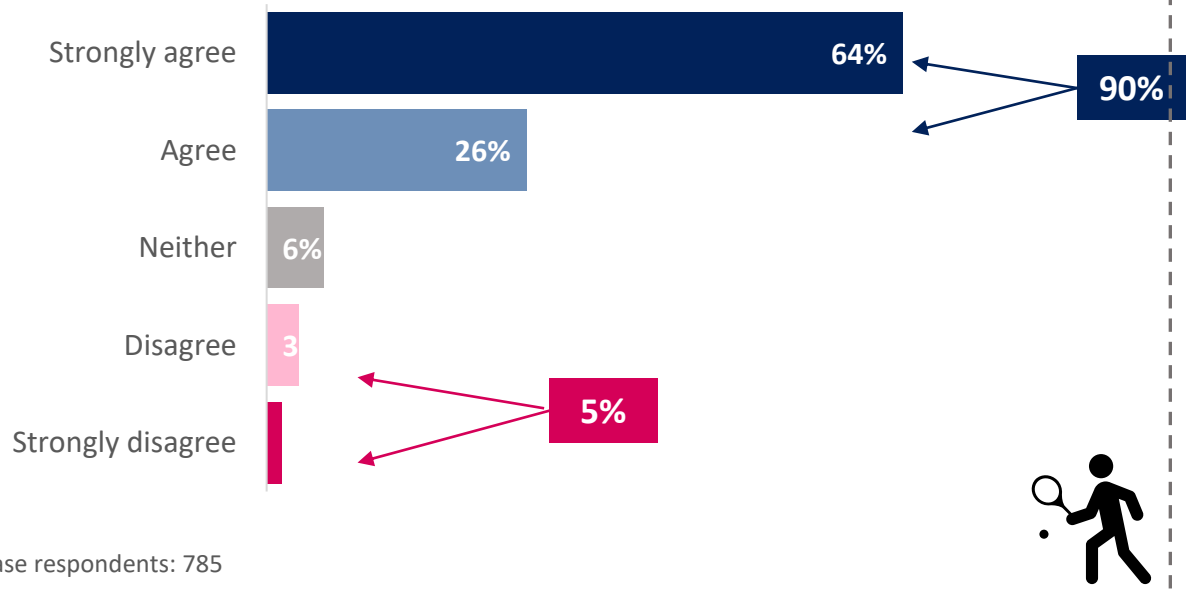
Tennis and Netball



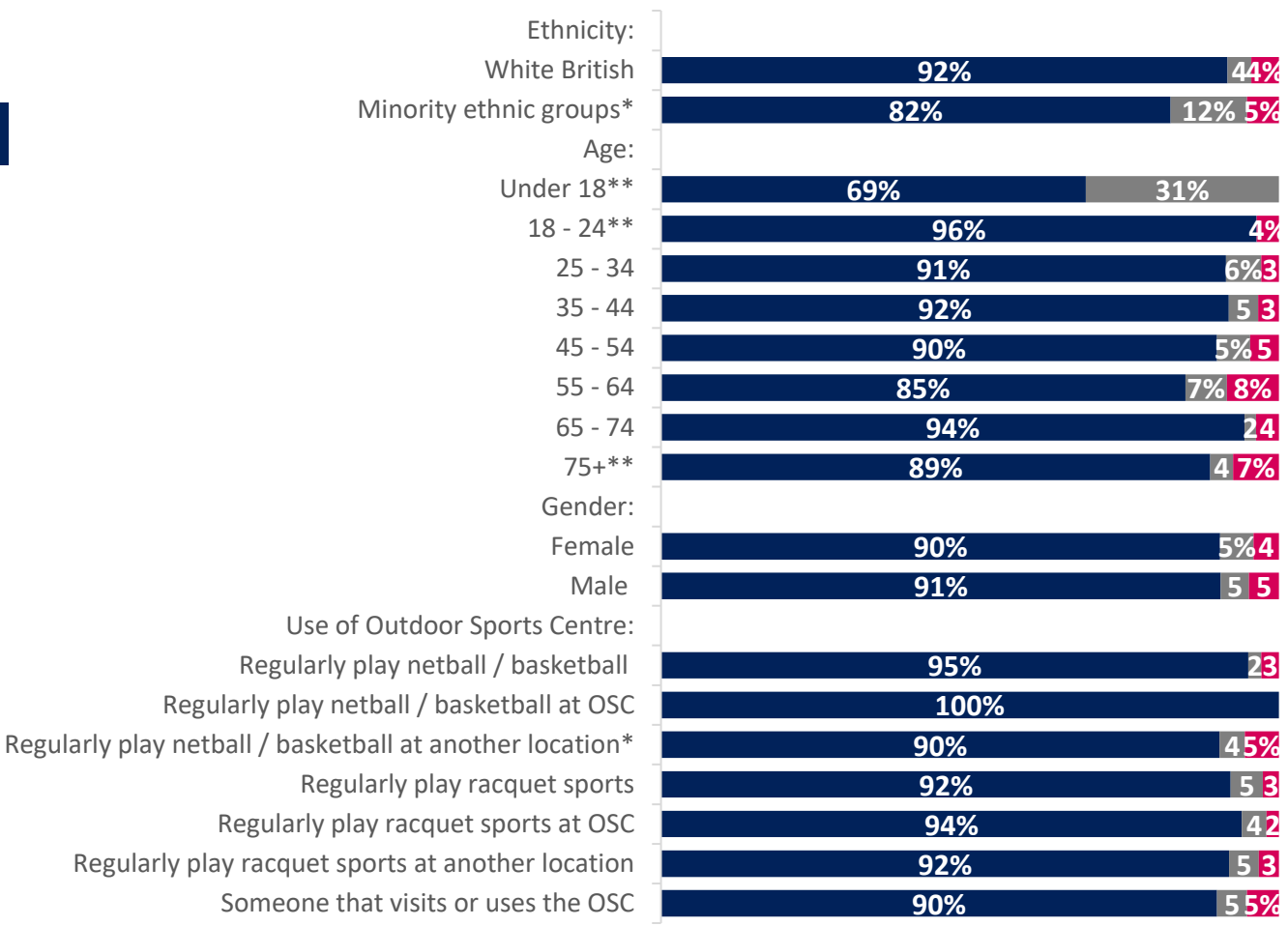
Agreement levels with the proposed tennis and netball courts

Question: To what extent do you agree or disagree with the proposed changes to the tennis and netball courts?

Overall:



Broken down by demographics:



Key findings:

- Those that take part in racquet activities at the Outdoor Sports Centre agreed with the proposals more than average (94% total agreed and 2% total disagreed).
- Those that take part in basketball or netball activities at the Outdoor Sports Centre also agreed with the proposals more than average (100% total agreed and 0% total disagreed).
- Minority ethnic groups reported lower levels of overall agreement compared to the White British ethnic group (82% total agreed and 92% total agreed respectively)

■ Agree total ■ Neither ■ Disagree total

**Sample size – fewer than 50 respondents
*Sample size – fewer than 100 respondents

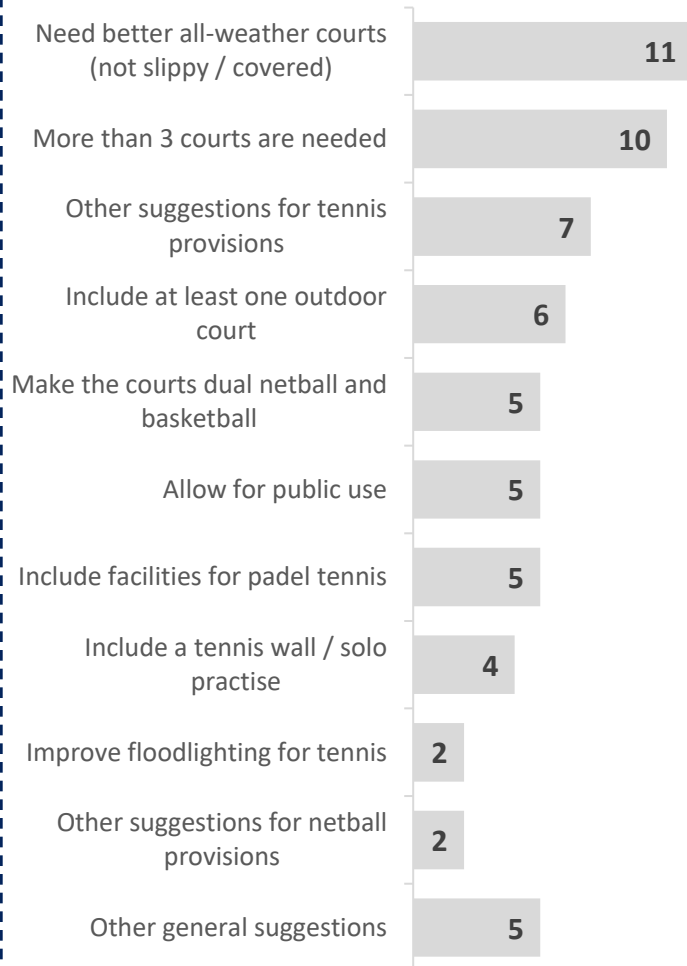


These graphs are in respondent count rather than percentage

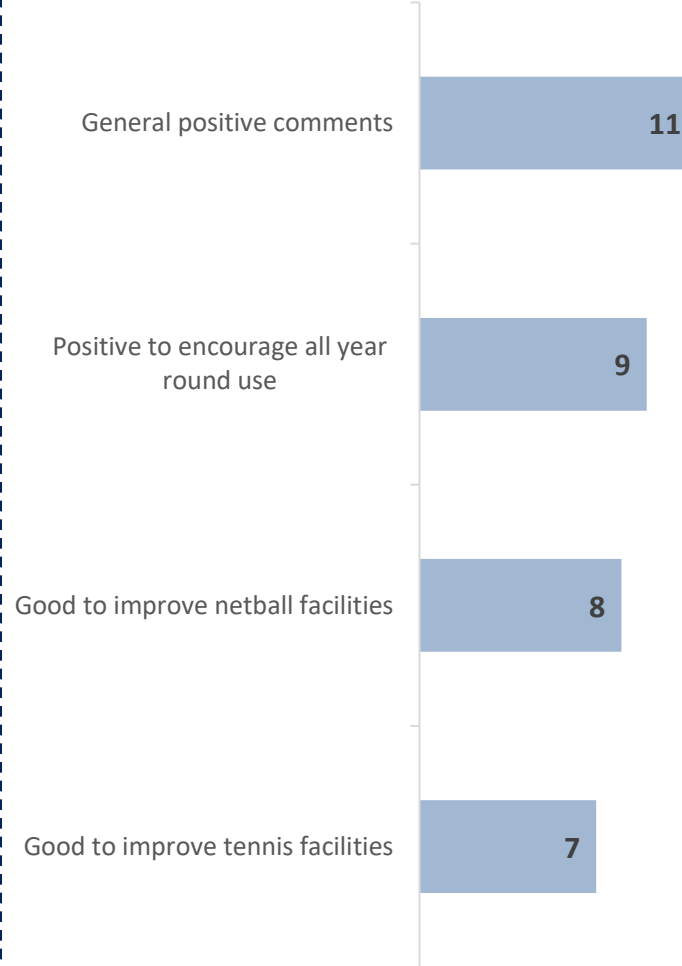
Tennis and Netball

A total of **91** respondents provided a comment specifically on this priority. The following graph shows the total number of respondents by each theme of comment. The subsequent slides summarise or quote the unique points and suggestions that were made.

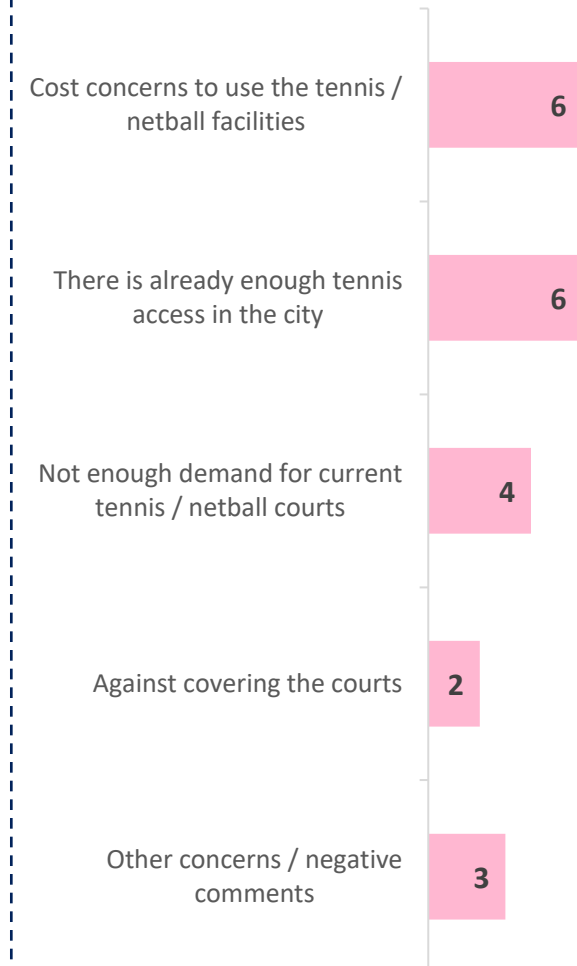
Suggestions



Positive comments



Negative comments / concerns



4 people also commented on 'other general comments'.

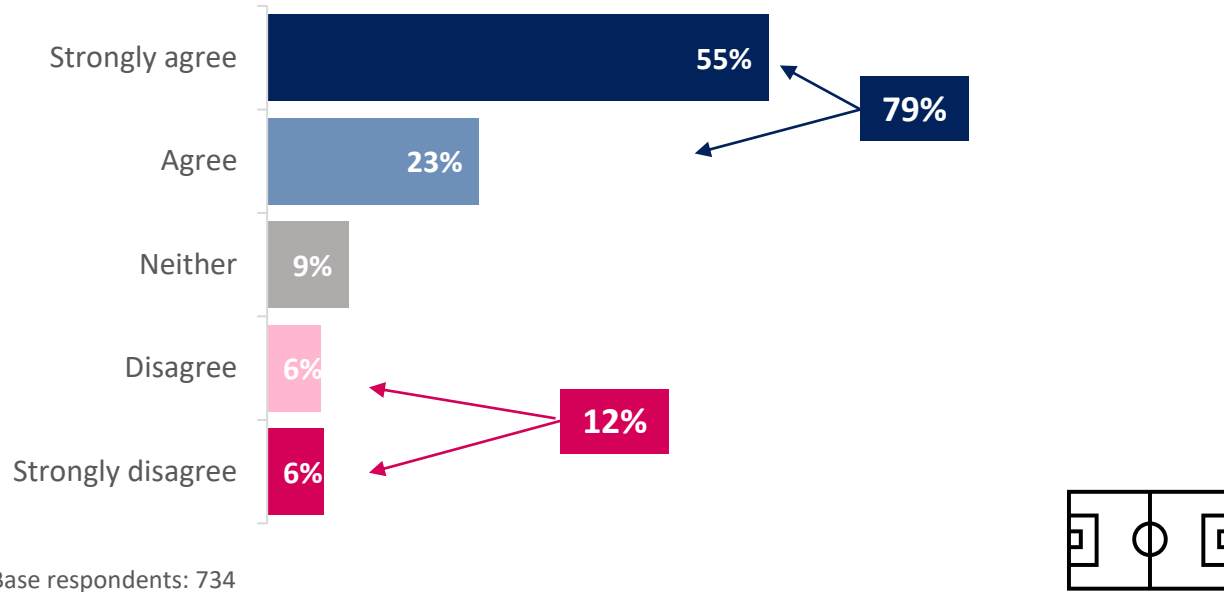


Football

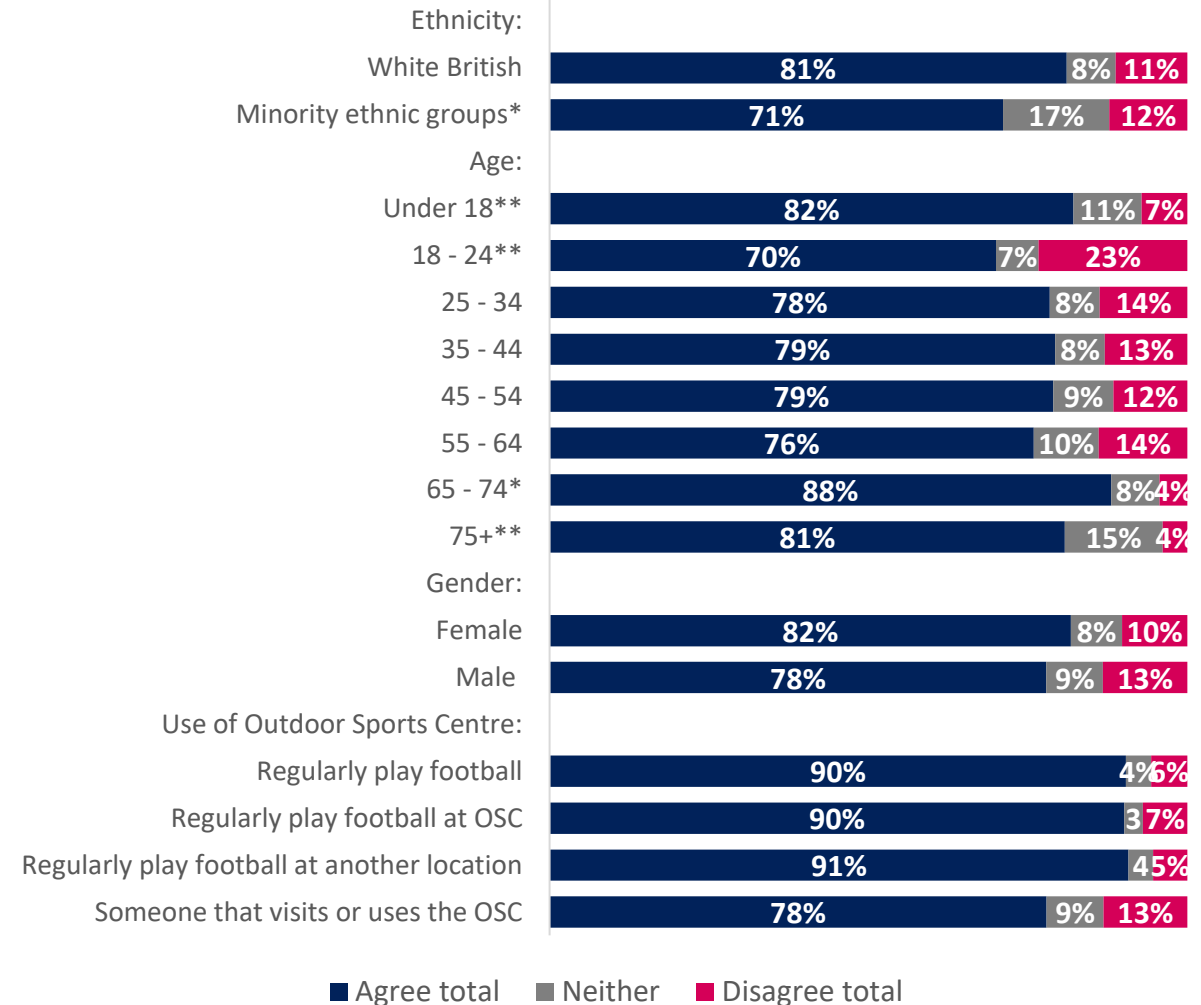


Question: To what extent do you agree or disagree with proposed changes to football pitches?

Overall:



Broken down by demographics:



**Sample size – fewer than 50 respondents

*Sample size – fewer than 100 respondents

Key findings:

- The football proposals reported some of the lowest levels agreement across the consultation.
- Those that take part in football activities at the Outdoor Sports Centre agreed with the proposals more than average (90% total agreed and 7% total disagreed).
- Minority ethnic groups reported lower levels of overall agreement compared to the White British ethnic group (71% total agreed and 81% total agreed respectively)

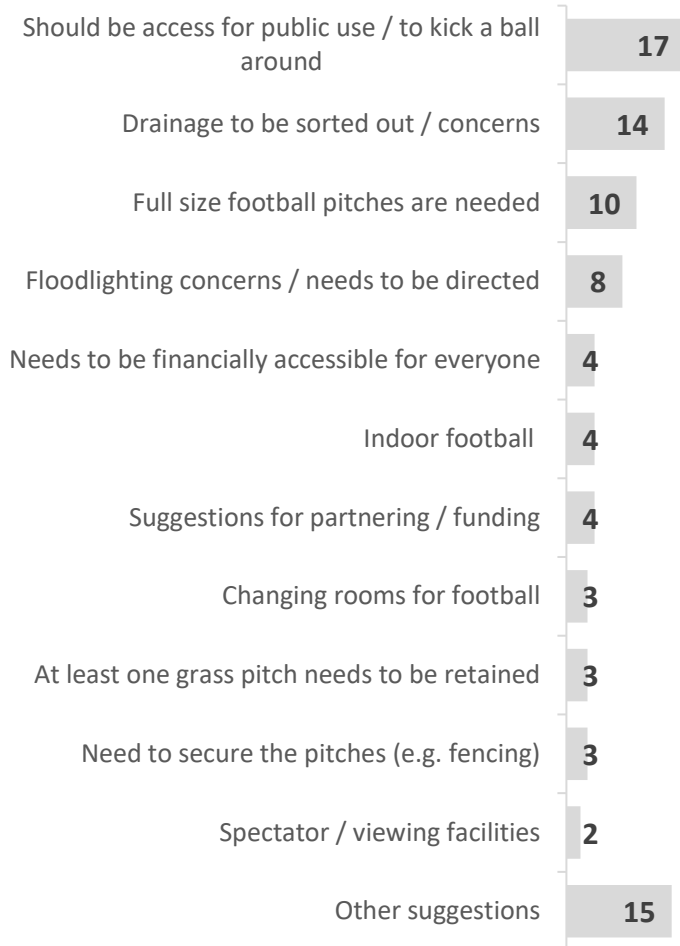


These graphs are in respondent count rather than percentage

Football

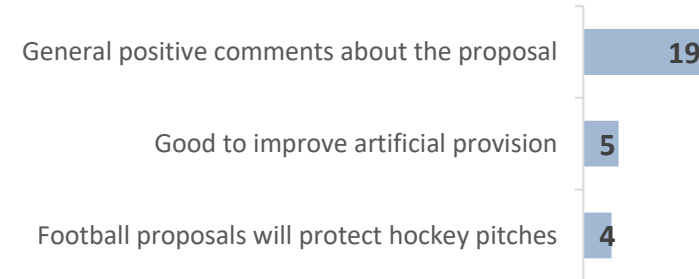
A total of **166** respondents provided a comment specifically on this priority. The following graph shows the total number of respondents by each theme of comment. The subsequent slides summarise or quote the unique points and suggestions that were made.

Suggestions

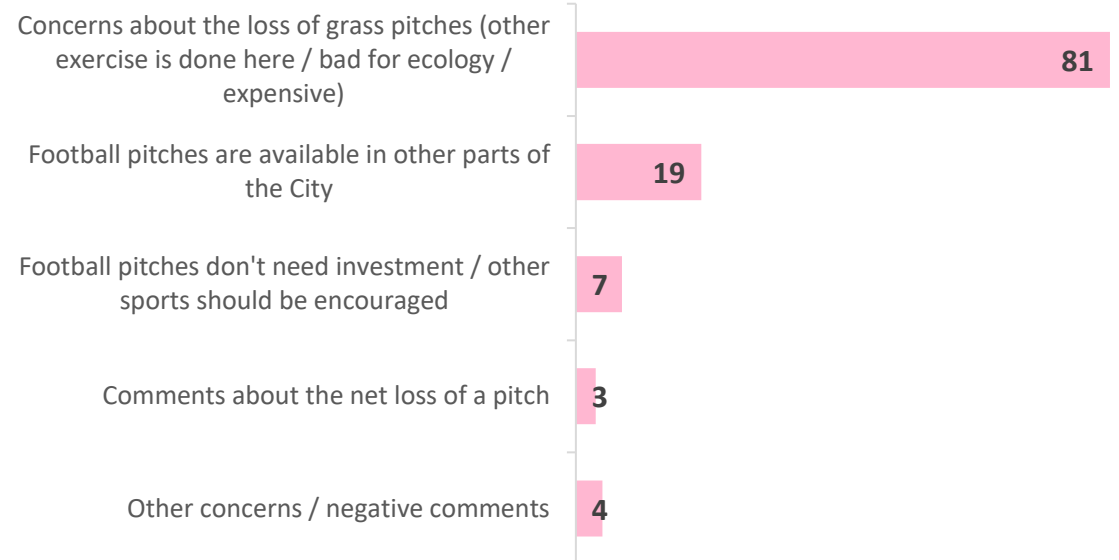


7 people also commented on 'other general comments'.

Positive comments



Negative comments / concerns



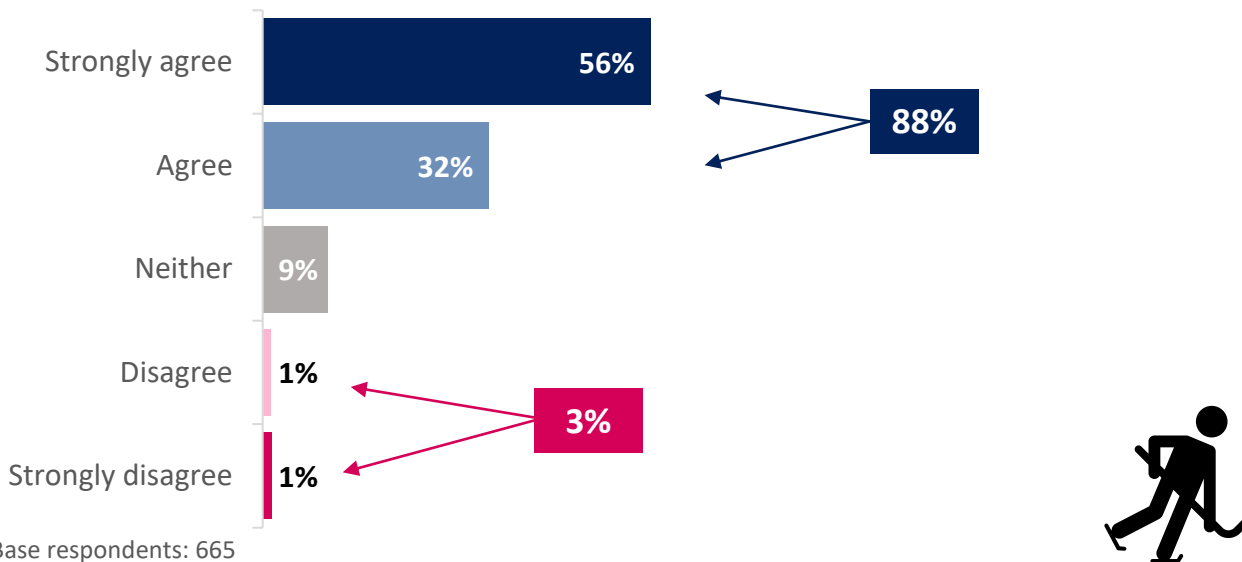


Hockey

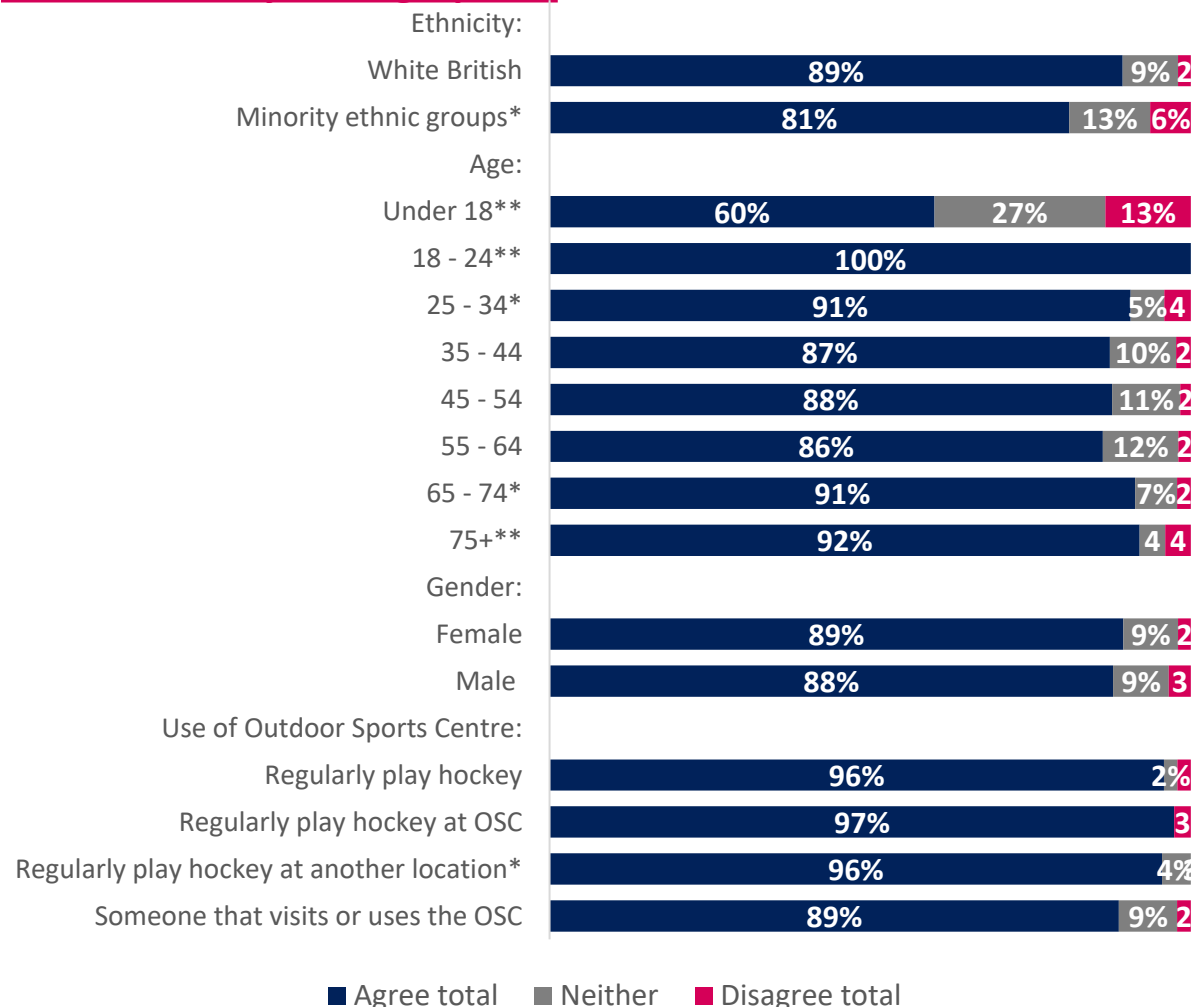


Question: To what extent do you agree or disagree with proposed changes to the hockey pitches?

Overall:



Broken down by demographics:



**Sample size – fewer than 50 respondents

*Sample size – fewer than 100 respondents

Key findings:

- The Hockey proposals reported slightly lower levels of agreement compared to other proposals. However, disagreement levels were not particularly higher.
- Those that take part in Hockey activities at the Outdoor Sports Centre agreed with the proposals more than average (97% total agreed and 3% total disagreed).
- Minority ethnic groups reported lower levels of overall agreement compared to the White British ethnic group (81% total agreed and 89% total agreed respectively)

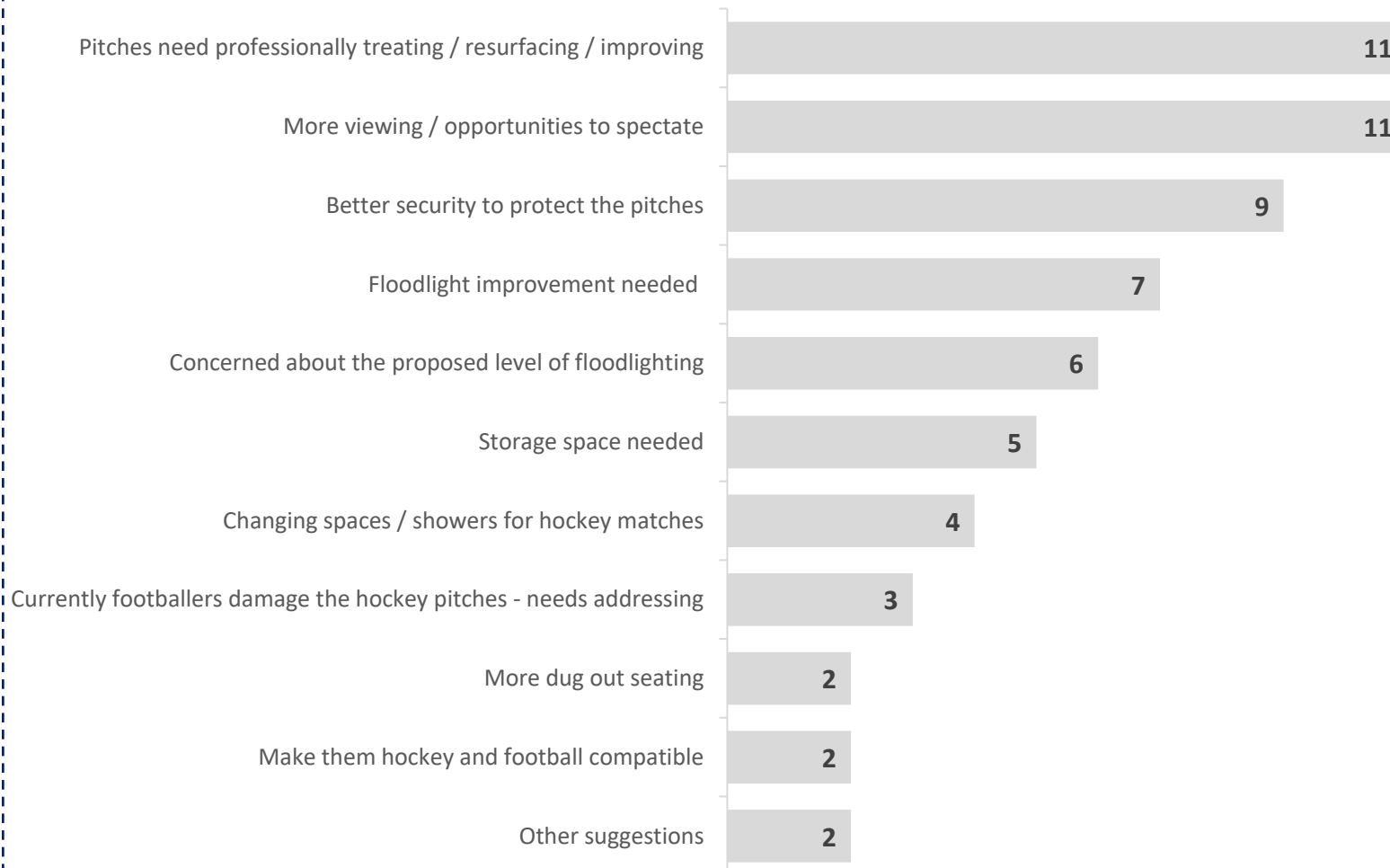


These graphs are in respondent count rather than percentage

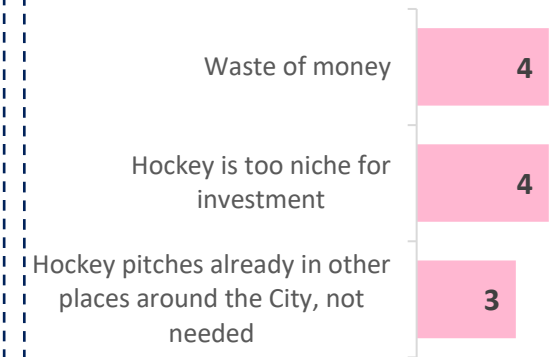
Hockey

A total of **58** respondents provided a comment specifically on this priority. The following graph shows the total number of respondents by each theme of comment. The subsequent slides summarise or quote the unique points and suggestions that were made.

Suggestions



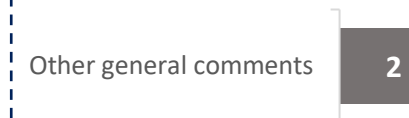
Negative comments / concerns



Positive comments



General comments





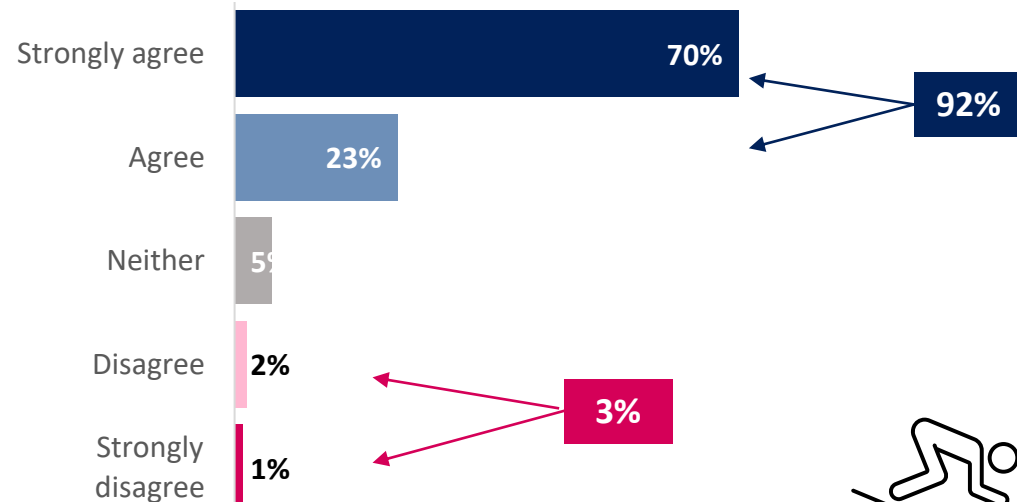
Snow Sports



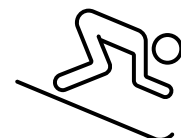
Agreement levels with the proposed snow sports facilities

Question: To what extent do you agree or disagree with the proposals for the snow sports facilities?

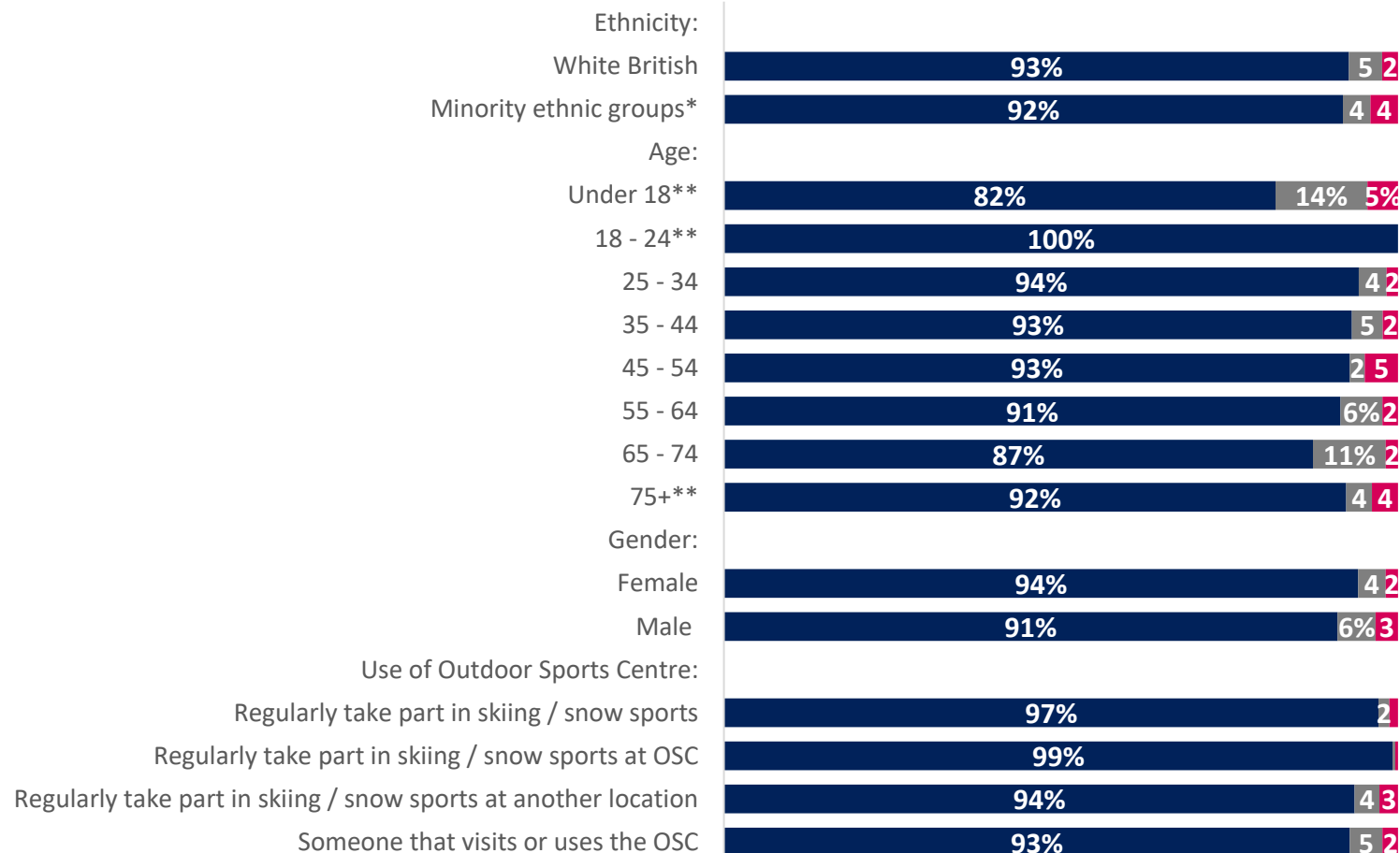
Overall:



Base respondents: 911



Broken down by demographics:



■ Agree total ■ Neither ■ Disagree total

**Sample size – fewer than 50 respondents

*Sample size – fewer than 100 respondents

Key findings:

- Those that take part in snow sports at the Outdoor Sports Centre agreed with the proposals more than average (99% total agreed and 0% total disagreed).
- Respondents that live outside of Southampton reported higher levels of agreement than residents of Southampton (98% total agreed and 91% total agreed respectively)
- There was little significant variation in opinion by other demographics or characteristics.



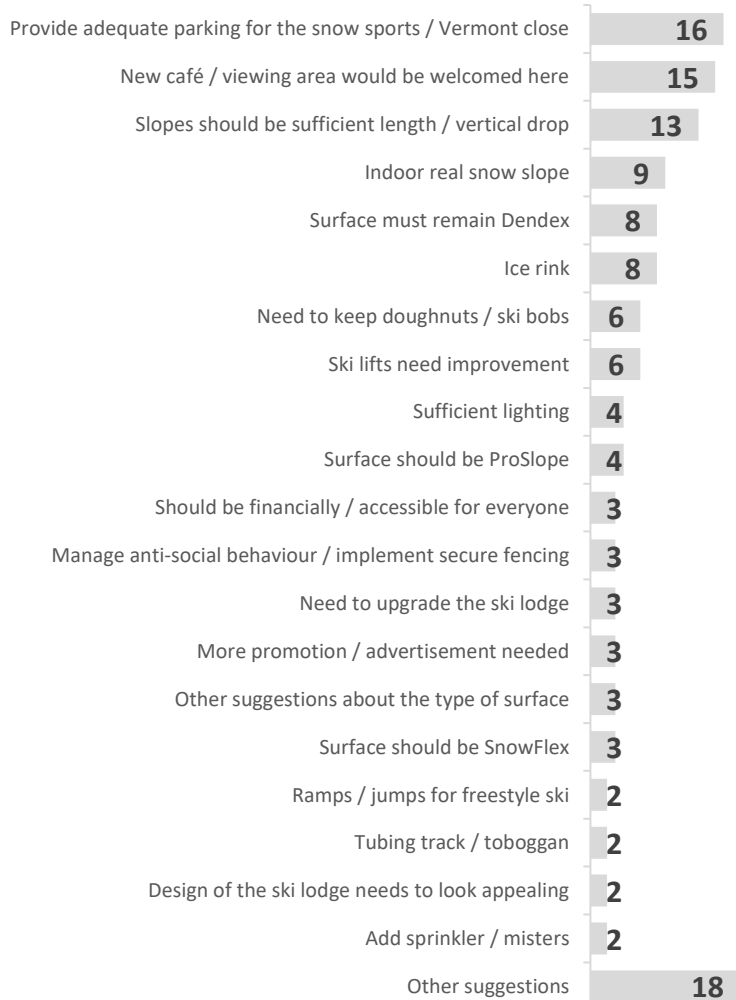
Free text comment themes

These graphs are in respondent count rather than percentage.

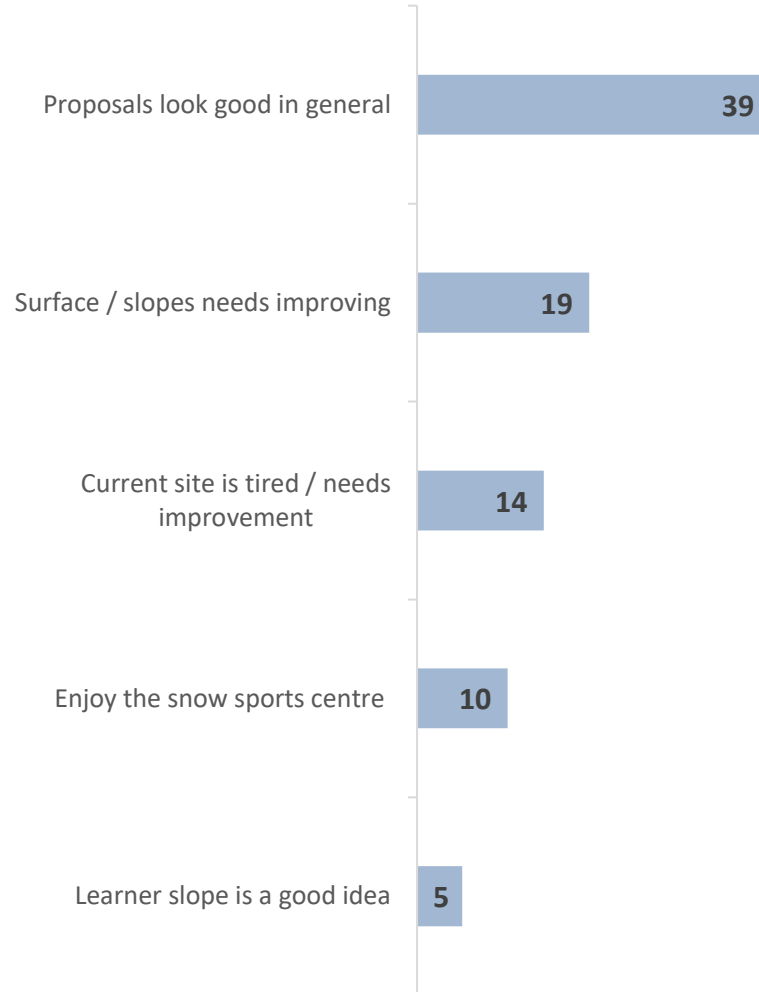
Snow Sports

A total of **167** respondents provided a comment specifically on this priority. The following graph shows the total number of respondents by each theme of comment. The subsequent slides summarise or quote the unique points and suggestions that were made.

Suggestions



Positive comments



Negative comments / concerns



5 people also commented on 'other general comments'.



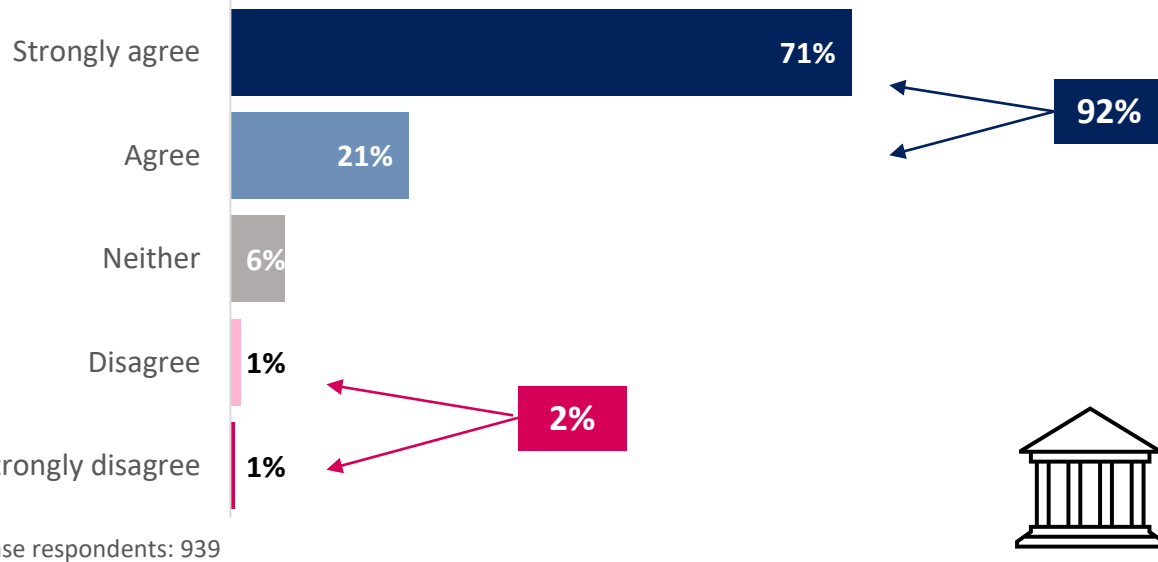
Athletics



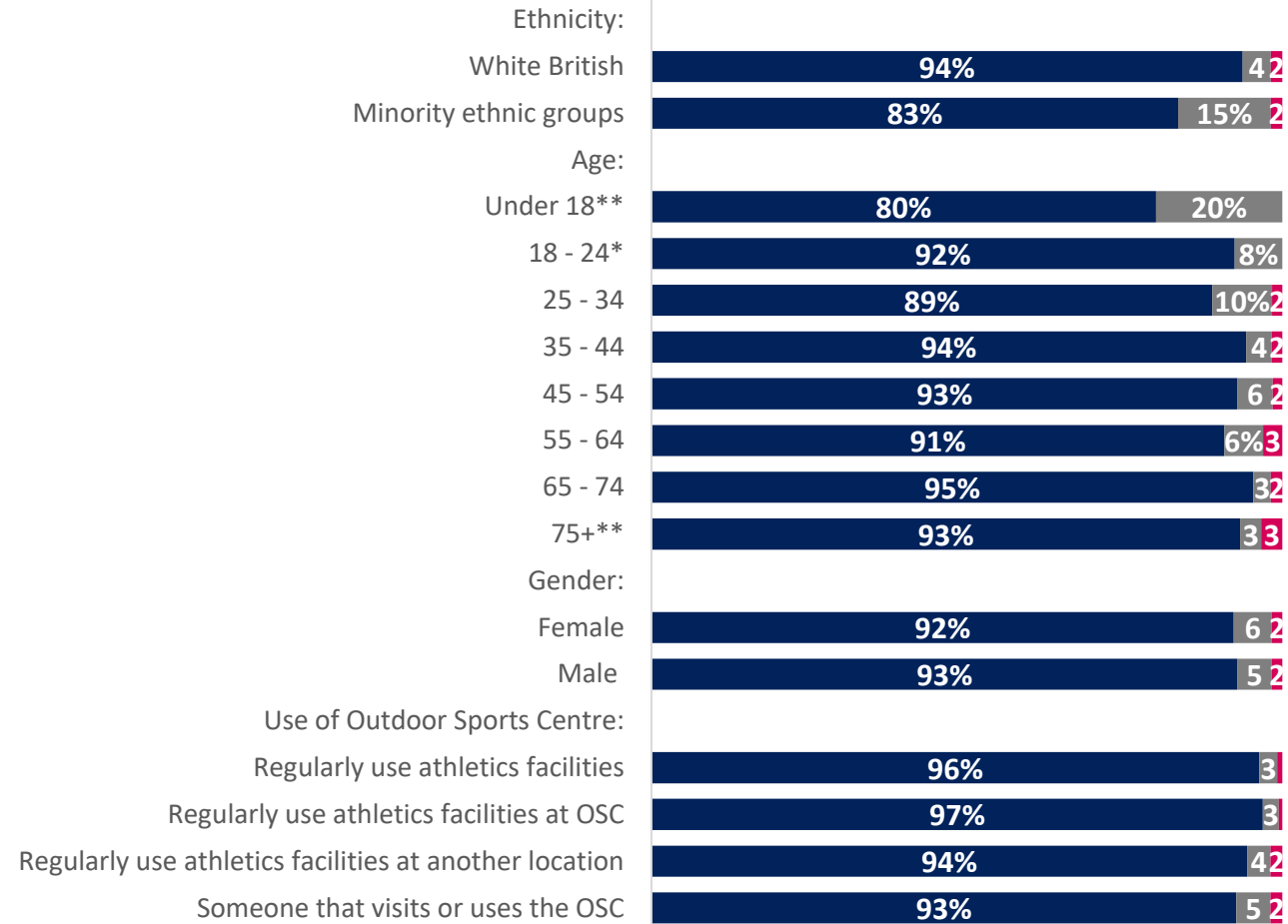
Agreement levels with the proposed athletics clubhouse

Question: To what extent do you agree or disagree with the proposals for a new athletics clubhouse?

Overall:



Broken down by demographics:



■ Agree total ■ Neither ■ Disagree total

**Sample size – fewer than 50 respondents

*Sample size – fewer than 100 respondents

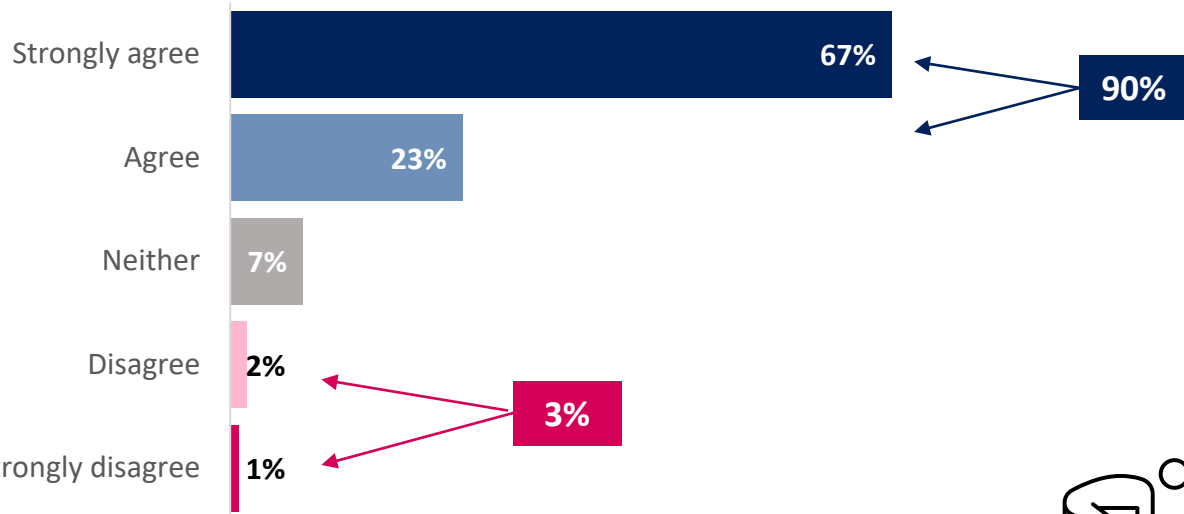
Key findings:

- The proposals for a new athletics clubhouse were the highest throughout the athletics section (92%)
- Respondents that regularly use athletics facilities agreed to a higher extent than average (96%)



Question: To what extent do you agree or disagree with the proposals for a new grandstand?

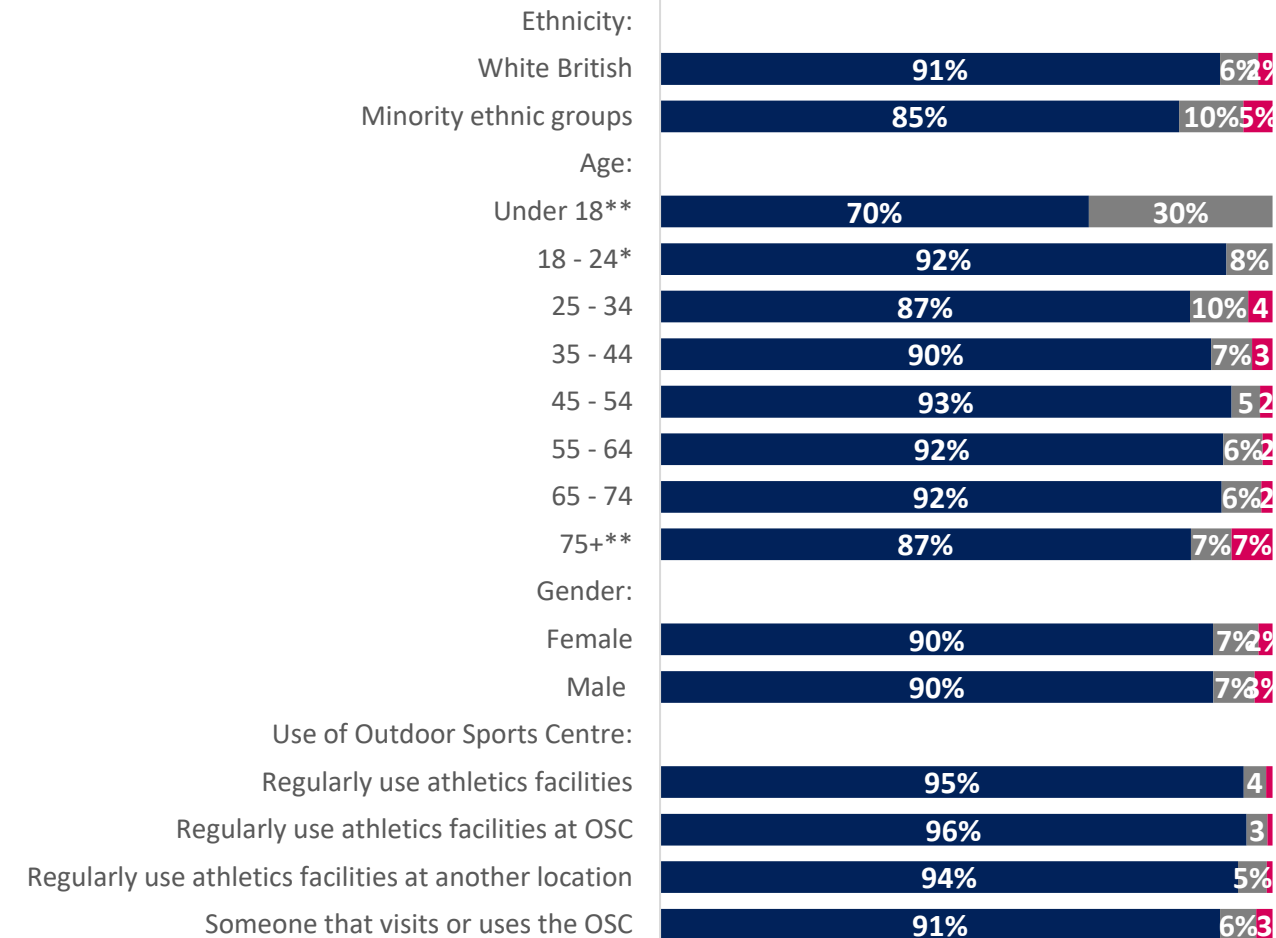
Overall:



Base respondents: 923



Broken down by demographics:



■ Agree total ■ Neither ■ Disagree total

**Sample size – fewer than 50 respondents

*Sample size – fewer than 100 respondents

Key findings:

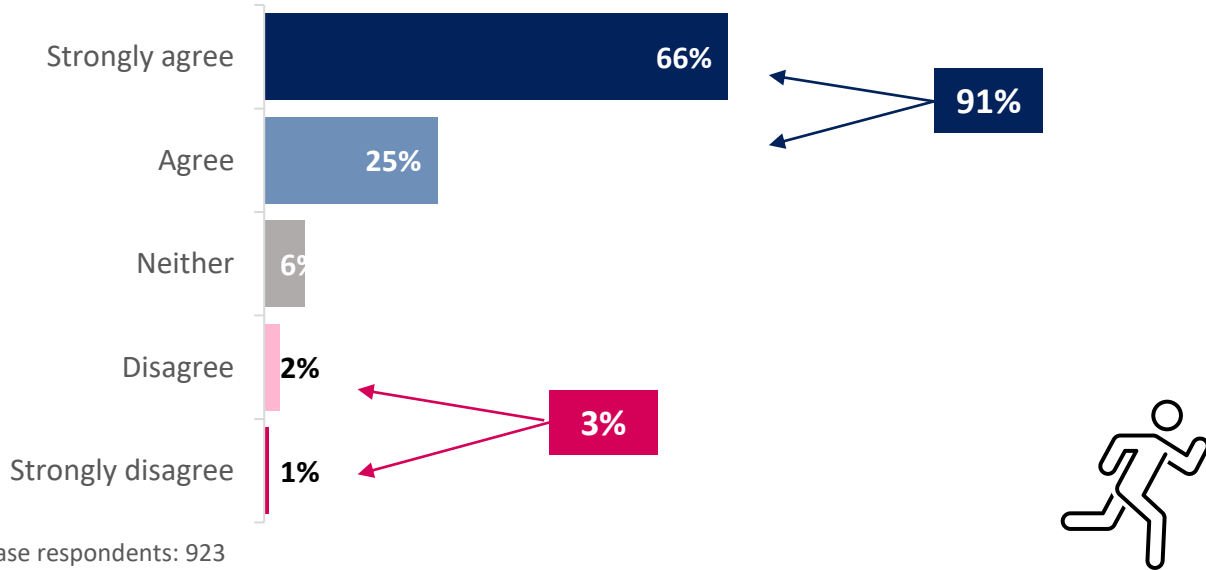
- The majority of respondents agreed with the proposals for a new grandstand (90%)
- Respondents under the age of 18 agreed to the lowest extent (70%)
- Respondents that regularly use athletics facilities agreed to a higher extent than average (95%)



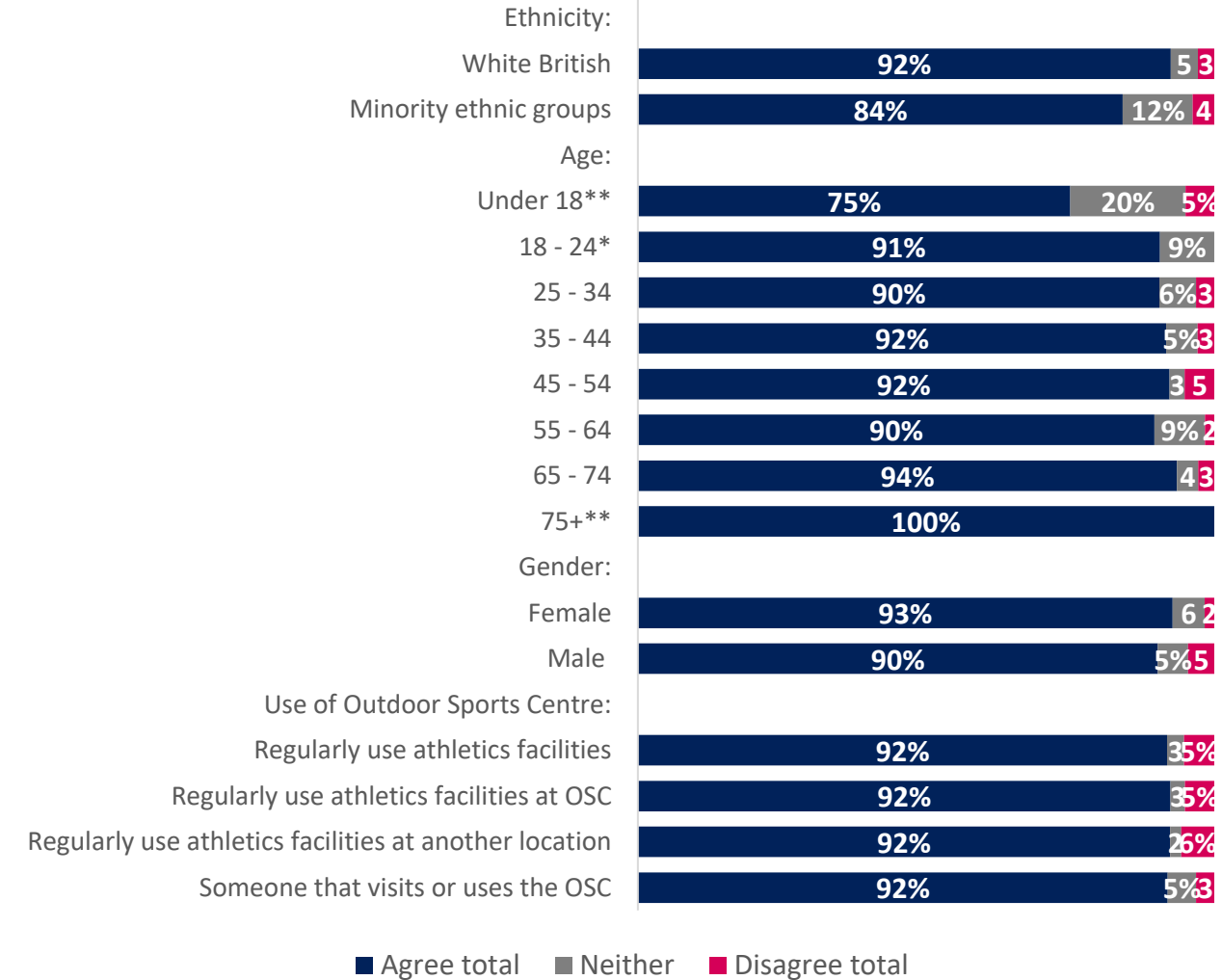
Agreement levels with the proposed athletics improvements overall

Question: To what extent do you agree or disagree with the proposals for athletics overall?

Overall:



Broken down by demographics:



Key findings:

- The majority of respondents agree with the proposals for athletics overall (91%)
- Respondents under the age of 18 agreed to the lowest extent (75%)
- Respondents that regularly use athletics facilities agreed to a higher extent than average (92%)

**Sample size – fewer than 50 respondents

*Sample size – fewer than 100 respondents



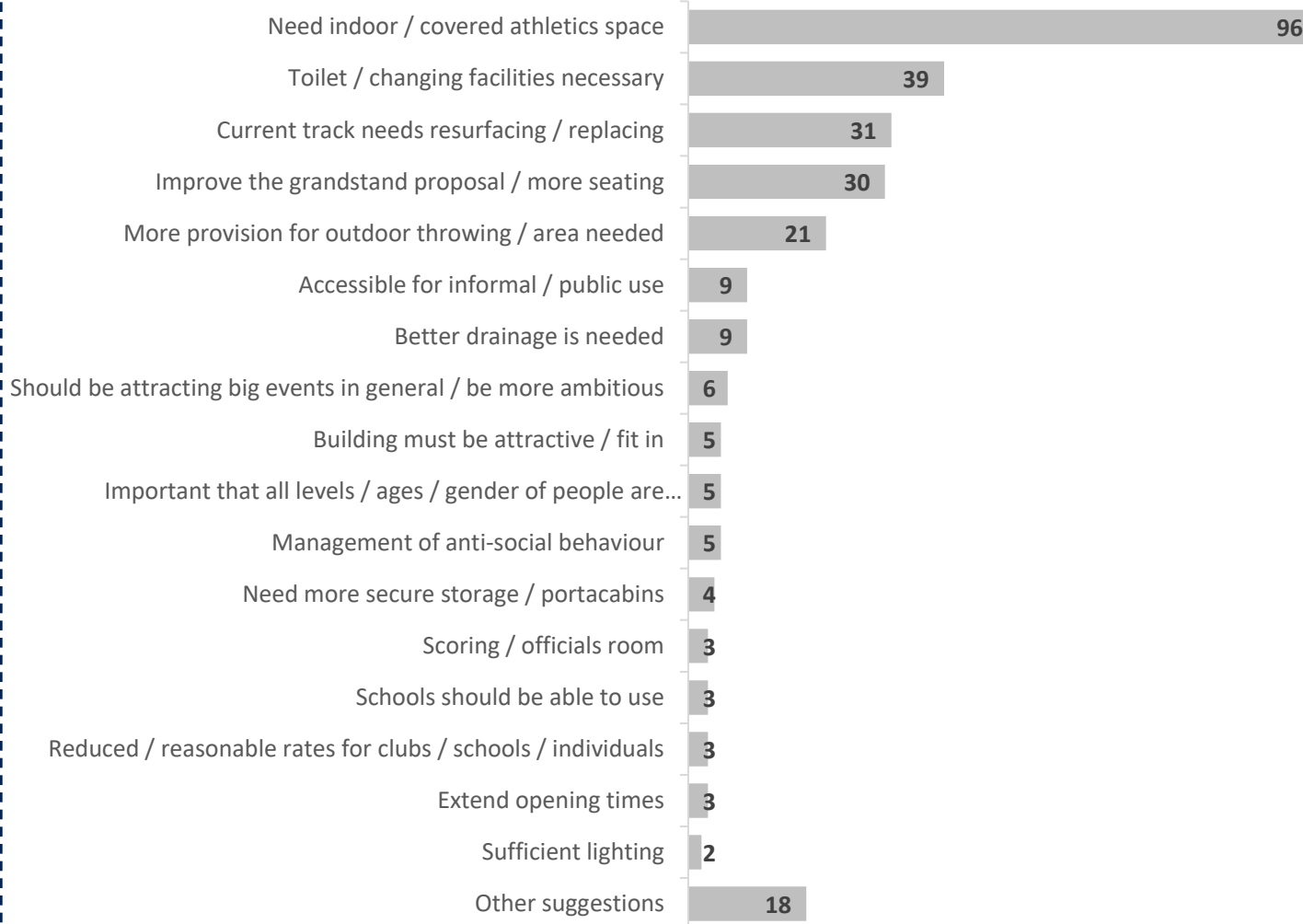
Free text comment themes

These graphs are in respondent count rather than percentage

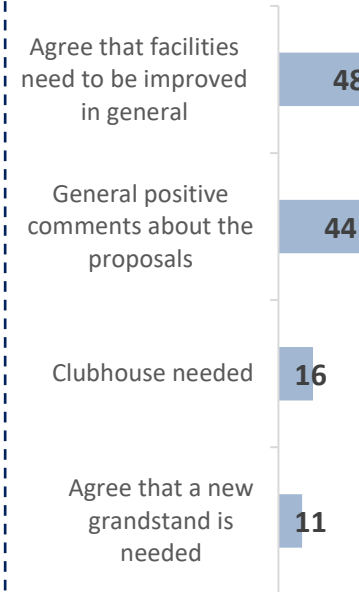
Athletics

A total of **254** respondents provided a comment specifically on this priority. The following graph shows the total number of respondents by each theme of comment. The subsequent slides summarise or quote the unique points and suggestions that were made.

Suggestions



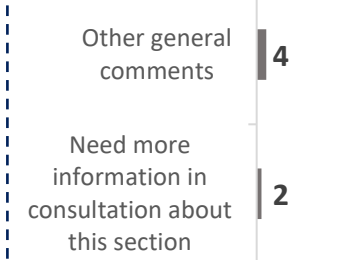
Positive comments



Negative comments / concerns



General comments



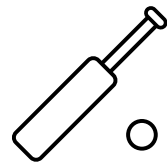
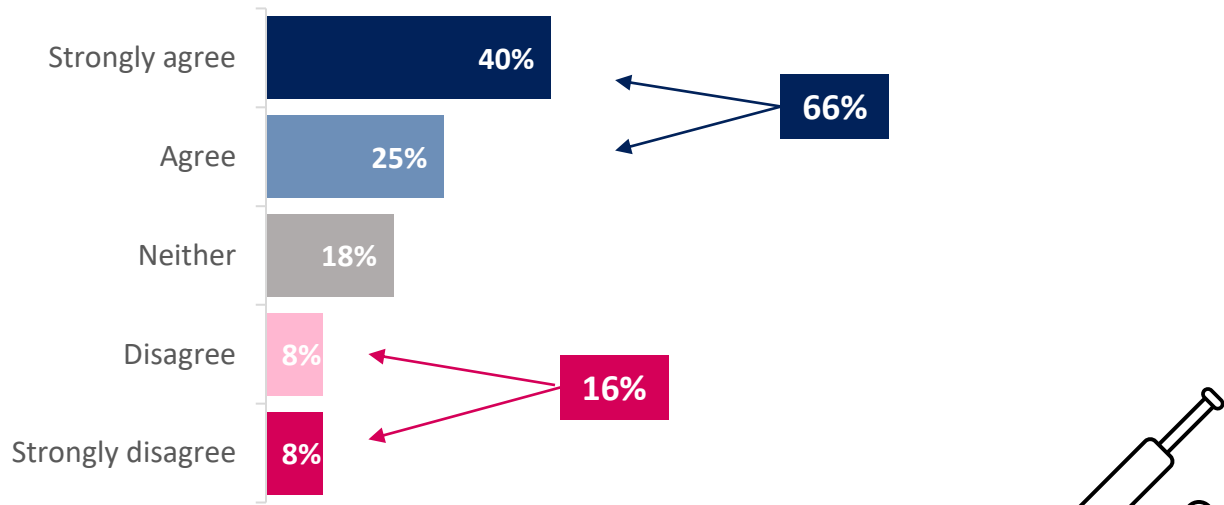


Cricket



Question: To what extent do you agree or disagree with the proposals to reduce the number of cricket pitches from five to four?

Overall:

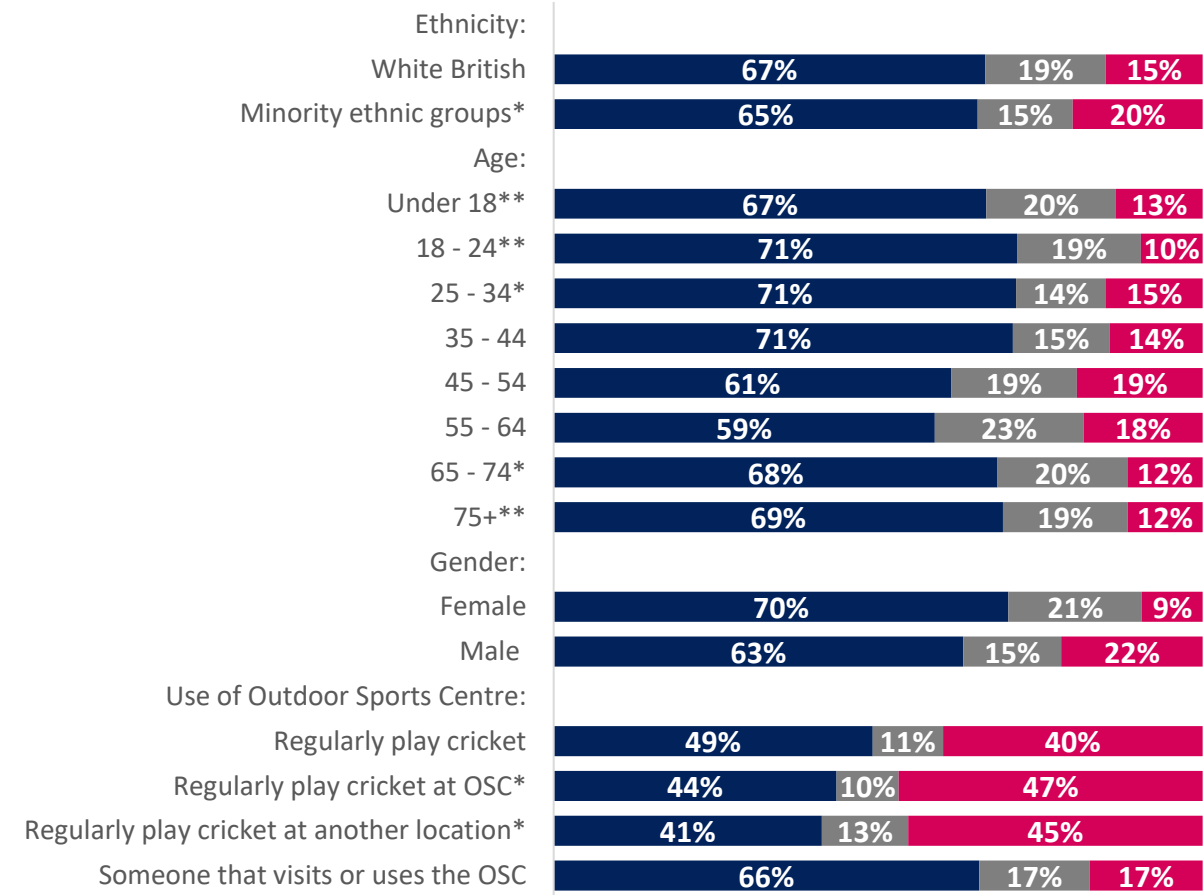


Base respondents: 657

Key findings:

- The proposal to reduce the number of cricket pitches was the most disagreed with question throughout the consultation (16%)
- 40% of respondents that regularly take part in cricket disagreed with the proposal to reduce the number of pitches

Broken down by demographics:



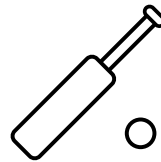
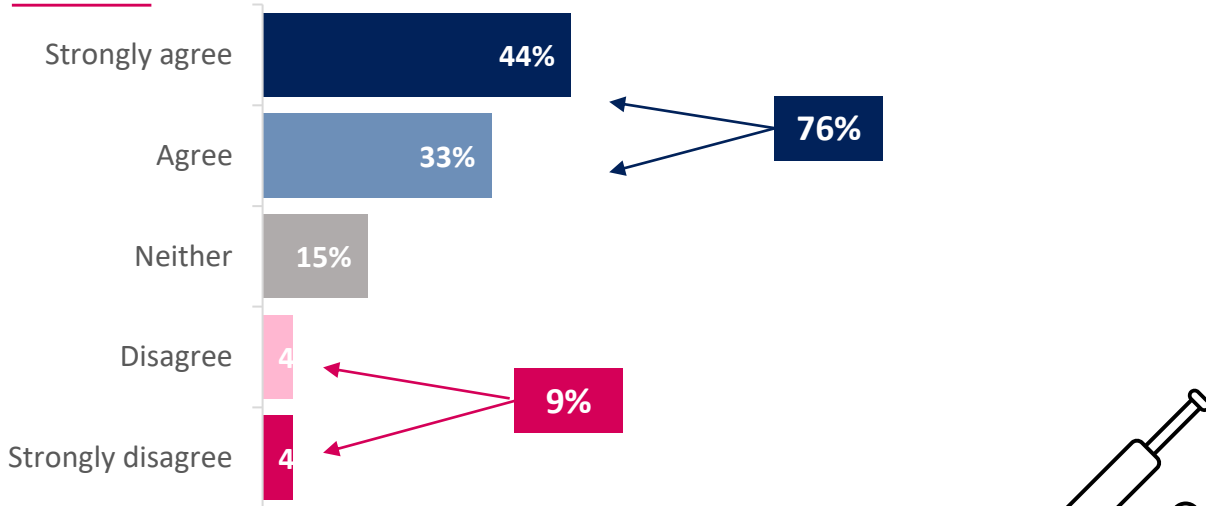
■ Agree total ■ Neither ■ Disagree total

**Sample size – fewer than 50 respondents
*Sample size – fewer than 100 respondents



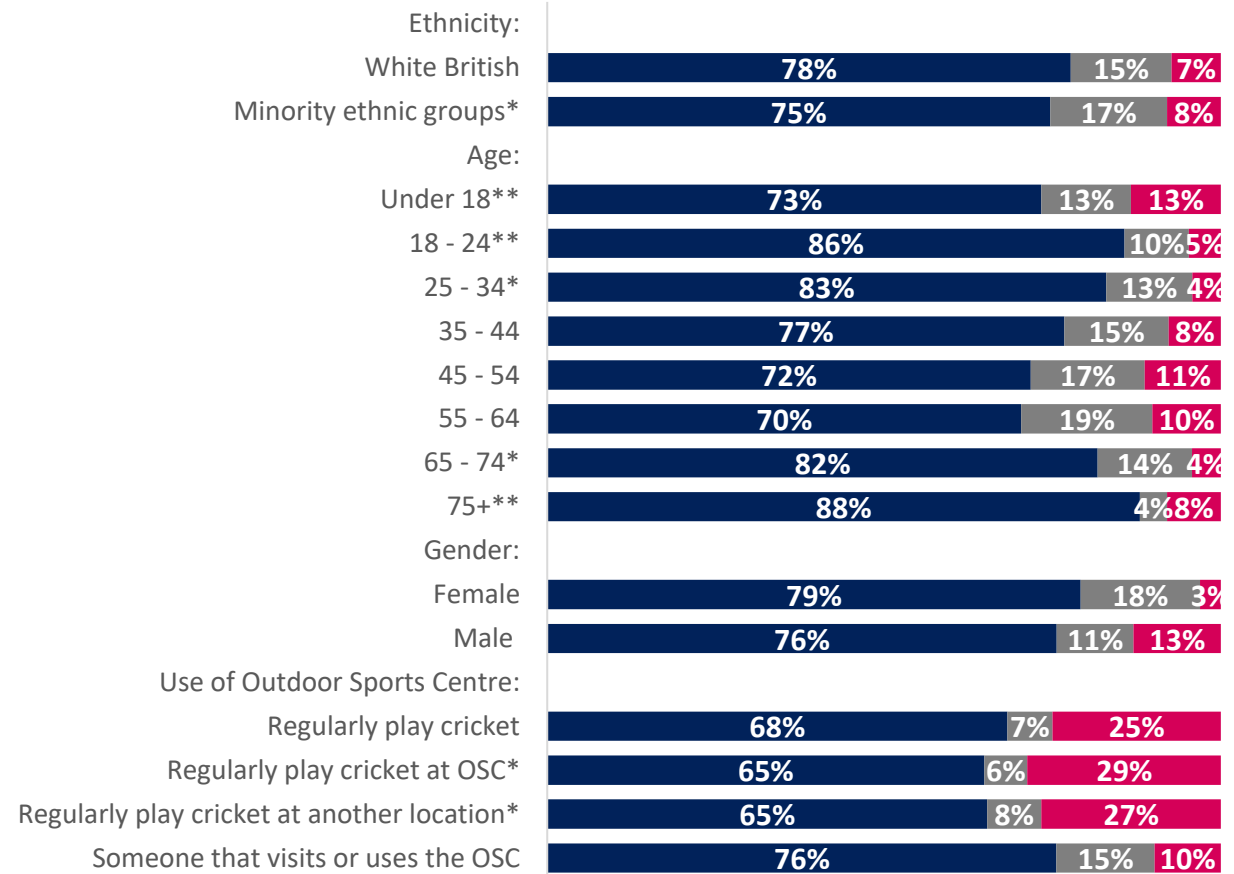
Question: To what extent do you agree or disagree with the proposals changes to the cricket pitches (new artificial wickets and drainage improvements)?

Overall:



Base respondents: 654

Broken down by demographics:



■ Agree total ■ Neither ■ Disagree total

**Sample size – fewer than 50 respondents

*Sample size – fewer than 100 respondents

Key findings:

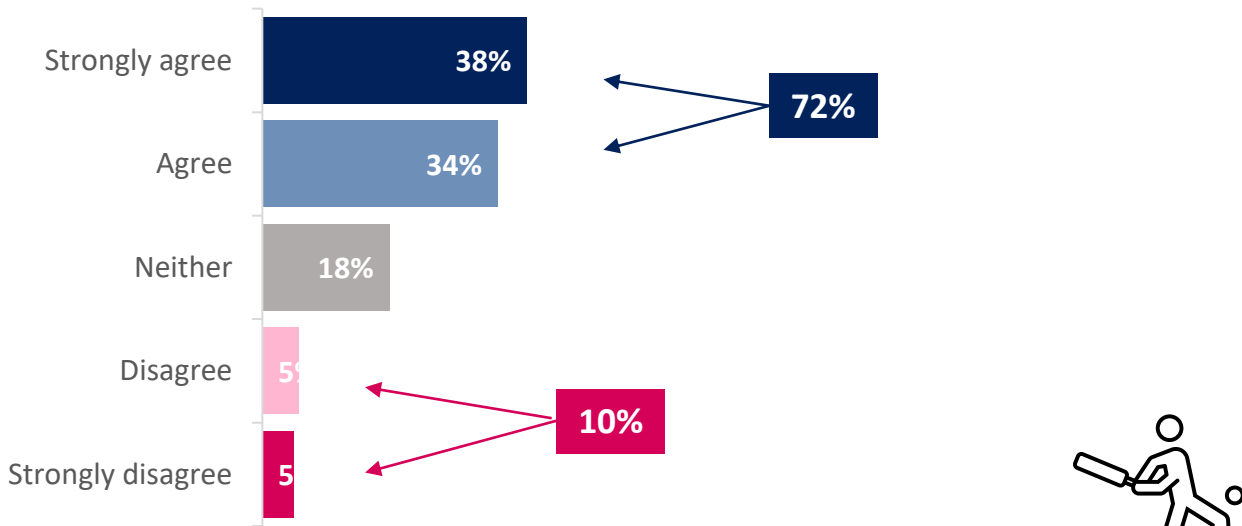
- The proposed changes to the cricket pitches are the highest agreed upon element within all the cricket proposals (76%)
- Respondents that regularly take part in cricket at the Outdoor Sports Centre disagreed to the highest extent (29%)



Agreement levels with the proposed cricket provisions overall

Question: To what extent do you agree or disagree with the proposals for the cricket provision overall?

Overall:

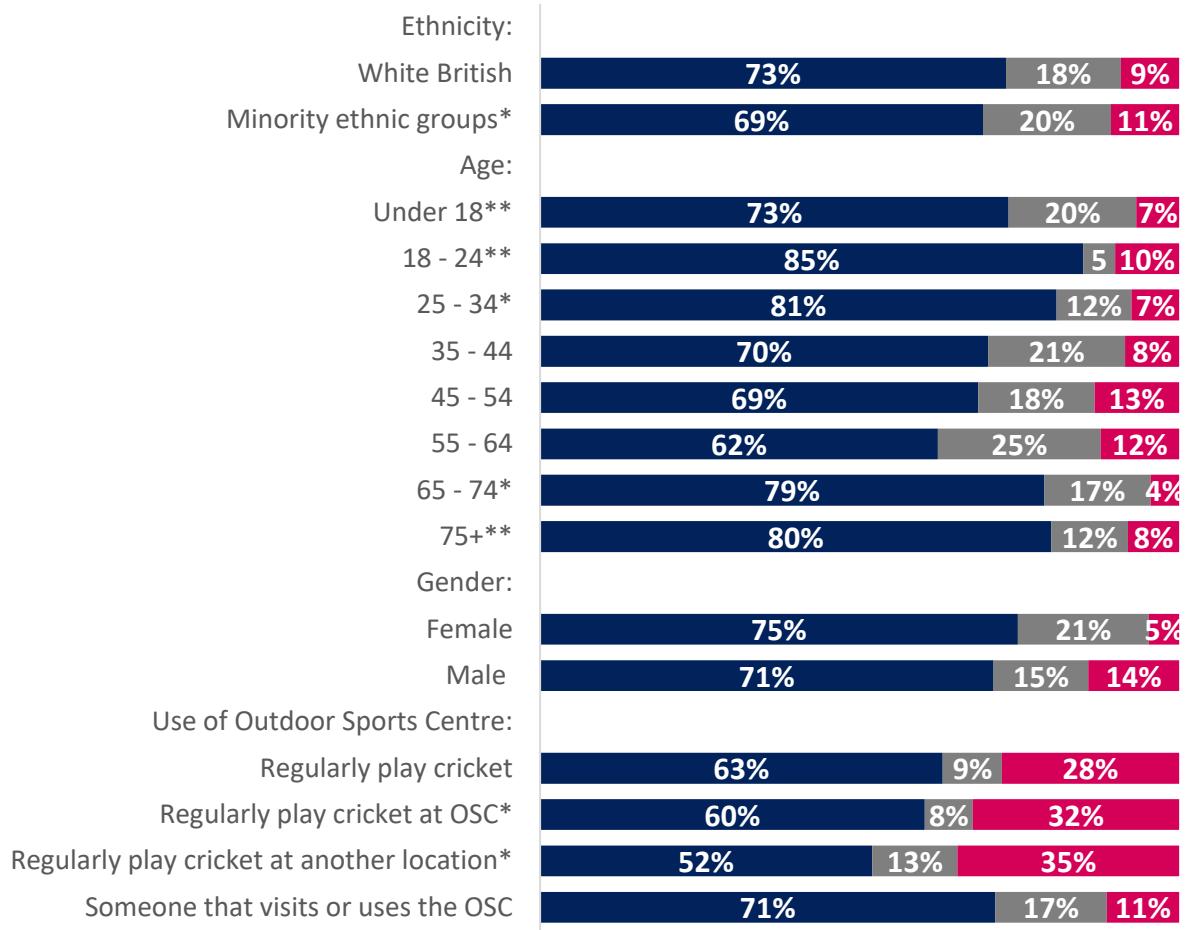


Base respondents: 644

Key findings:

- Just under three quarters of respondents agree with the proposals for cricket provision overall
- Respondents that regularly take part in cricket at other locations disagreed to the highest extent (35%)

Broken down by demographics:



■ Agree total ■ Neither ■ Disagree total

**Sample size – fewer than 50 respondents
*Sample size – fewer than 100 respondents

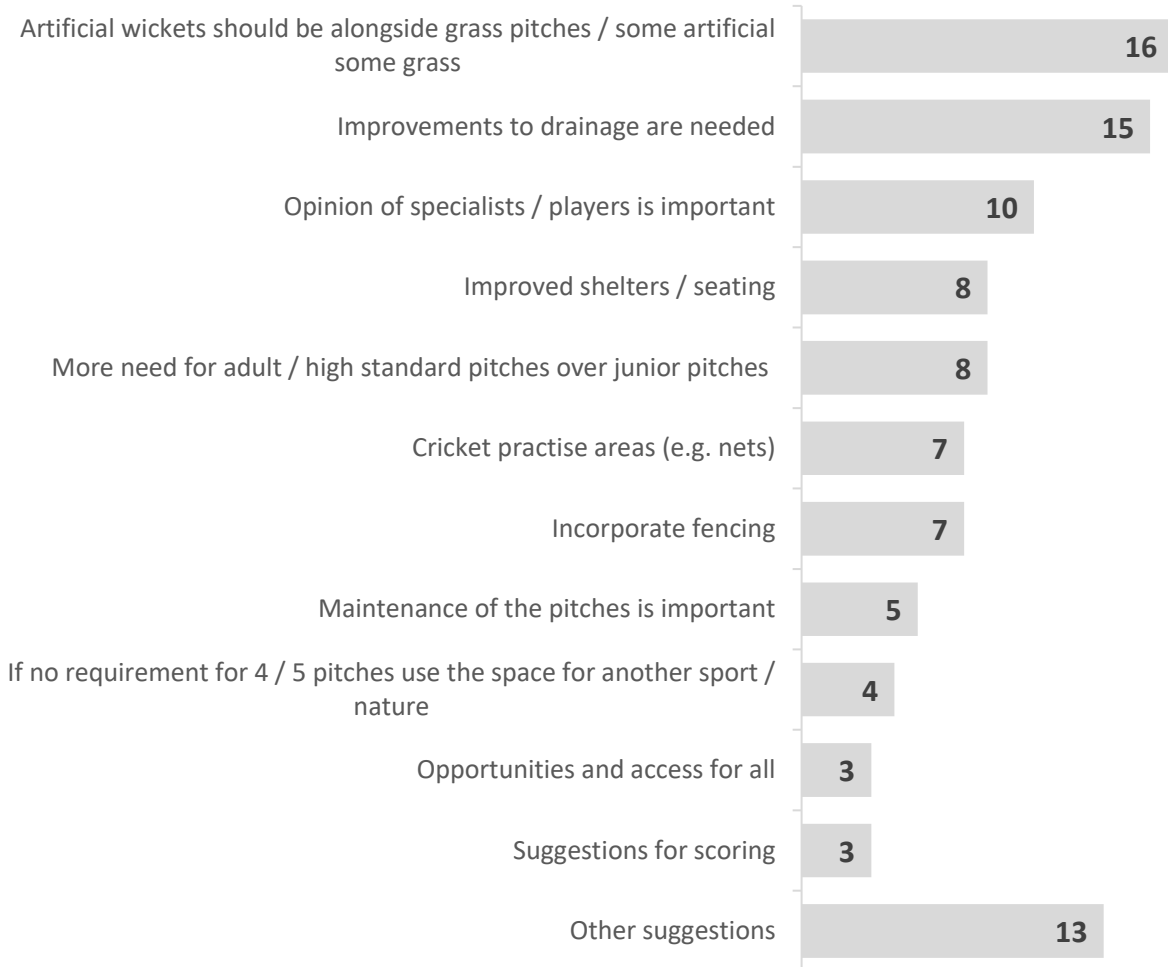


These graphs are in respondent count rather than percentage

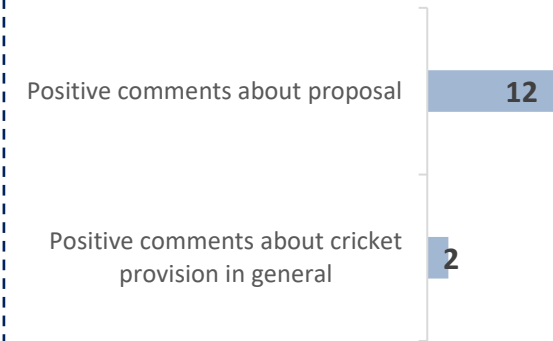
Cricket

A total of **115** respondents provided a comment specifically on this priority. The following graph shows the total number of respondents by each theme of comment. The subsequent slides summarise or quote the unique points and suggestions that were made.

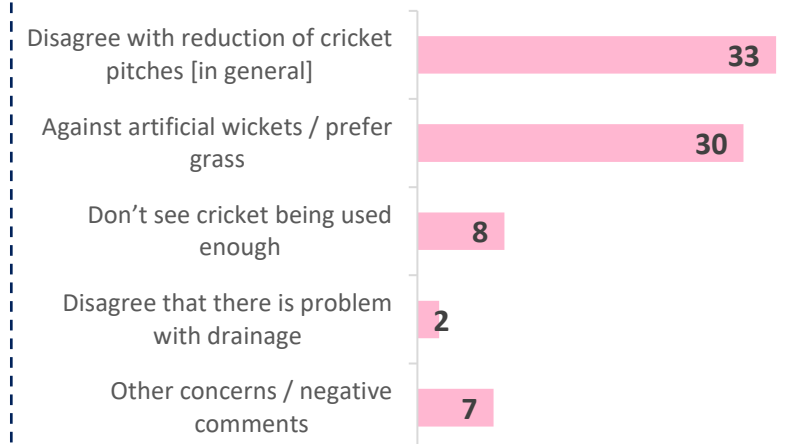
Suggestions



Positive comments



Negative comments / concerns



5 people also commented on 'other general comments'.



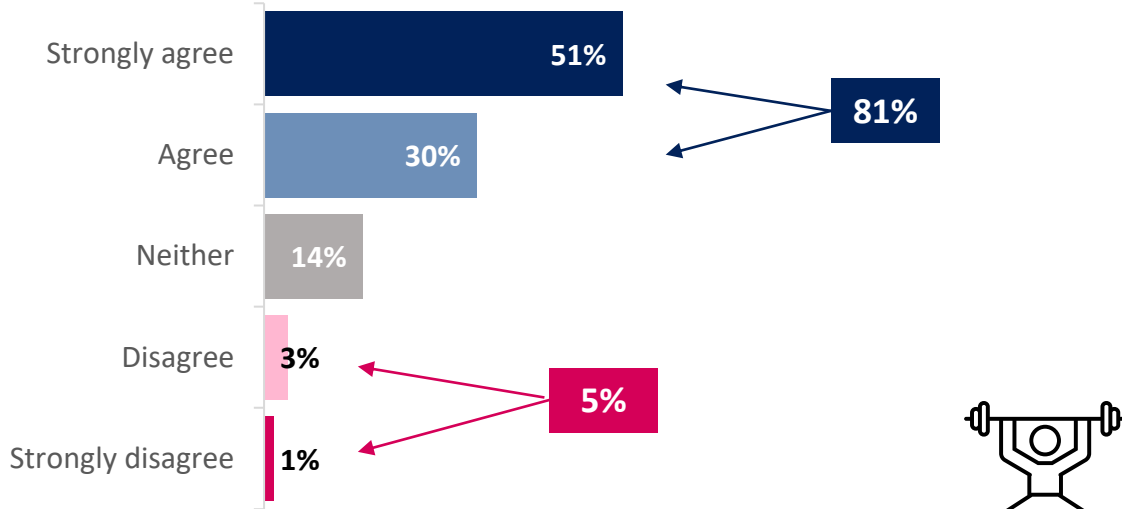
Family Zone



Agreement levels with the proposed outdoor gym

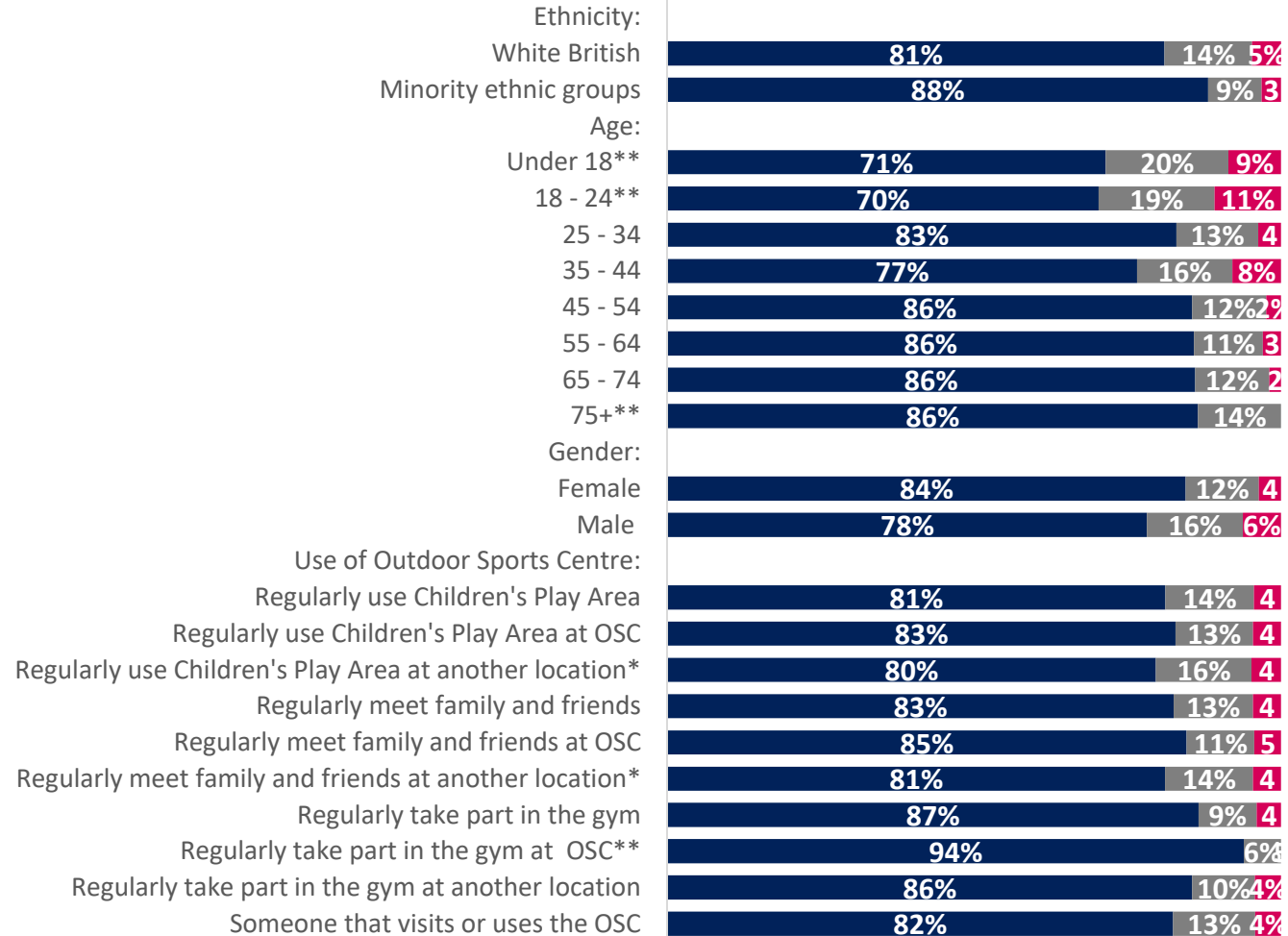
Question: To what extent do you agree or disagree with the proposals within the family zone – outdoor gym?

Overall:



Base respondents: 1216

Broken down by demographics:



**Sample size – fewer than 50 respondents

*Sample size – fewer than 100 respondents

■ Agree total ■ Neither ■ Disagree total

Key findings:

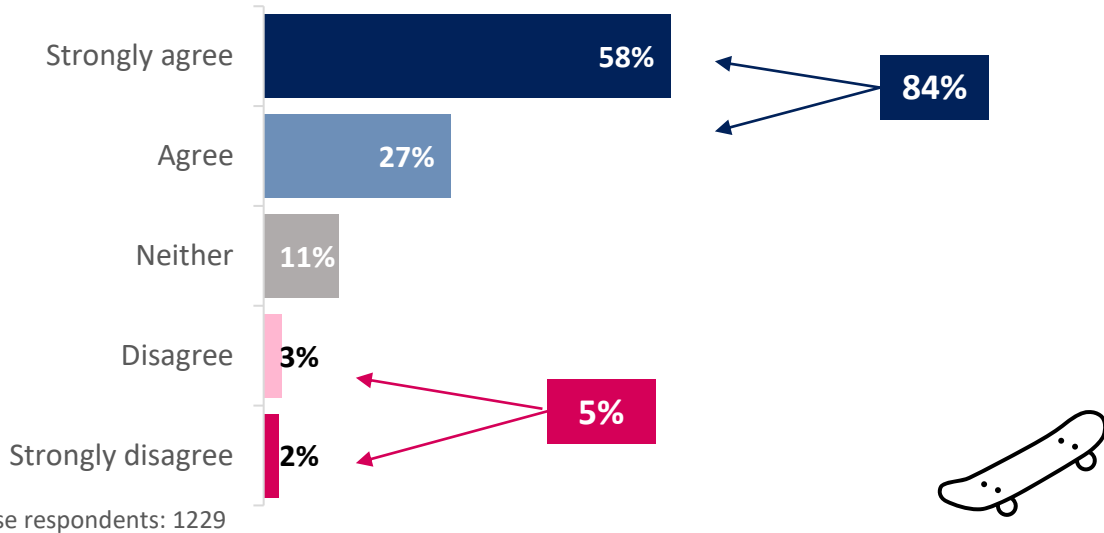
- The majority of respondents agree with the proposals for the Outdoor Gym (81%)
- Respondents that take part in the gym at the Outdoor Sports Centre agreed to the highest extent (94%)



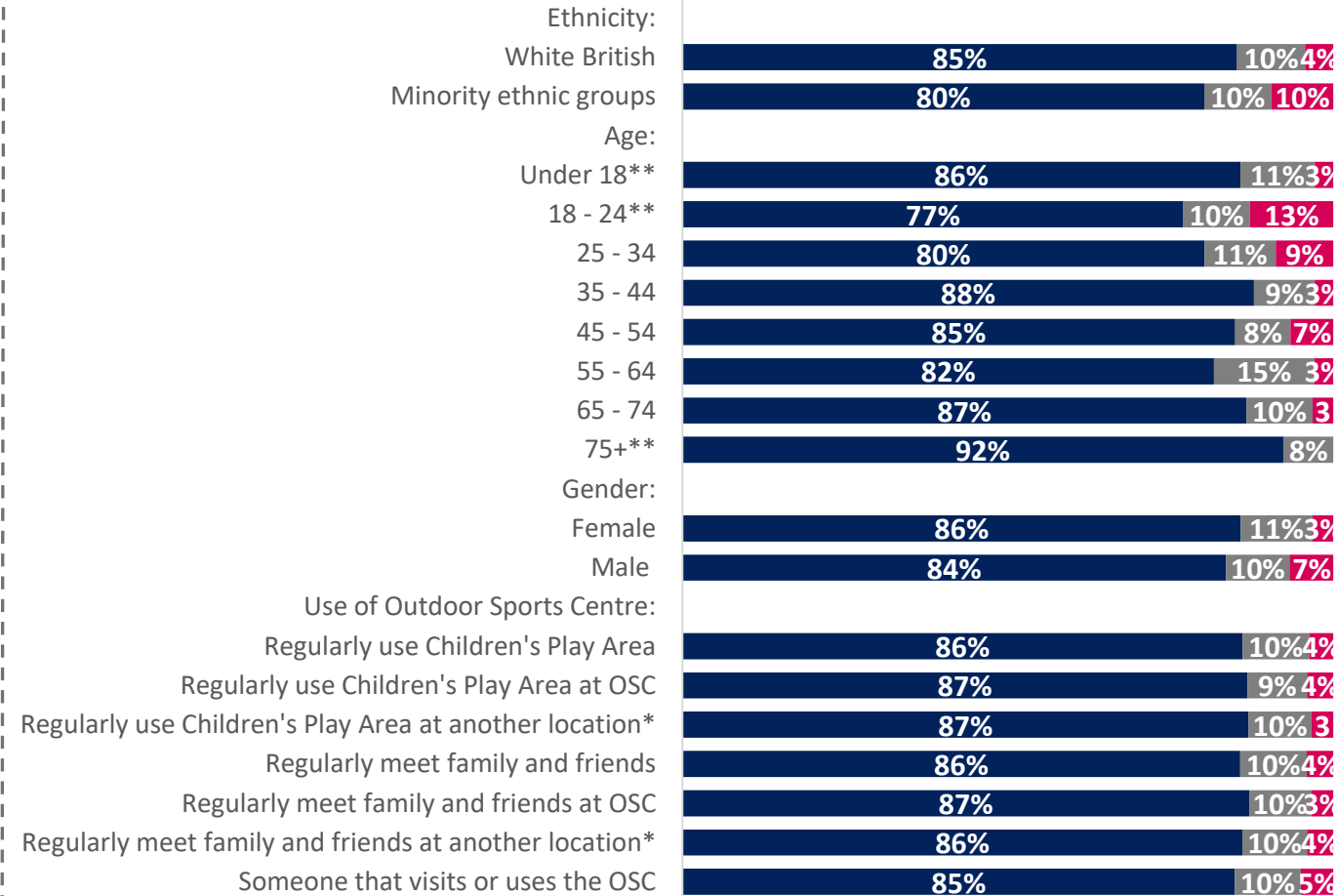
Agreement levels with the proposed skatepark

Question: To what extent do you agree or disagree with the proposals within the Family Zone – skatepark?

Overall:




Broken down by demographics:



■ Agree total ■ Neither ■ Disagree total

**Sample size – fewer than 50 respondents

*Sample size – fewer than 100 respondents



Key findings:

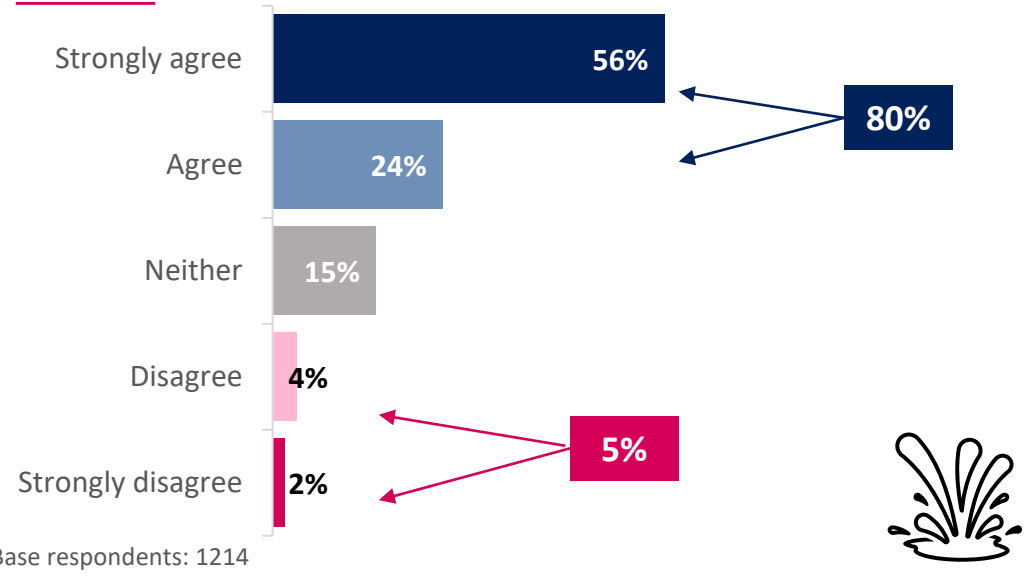
- The majority of respondents agree with the proposals for the skatepark (84%)
- The skatepark was the most commented upon feature within the Family Zone



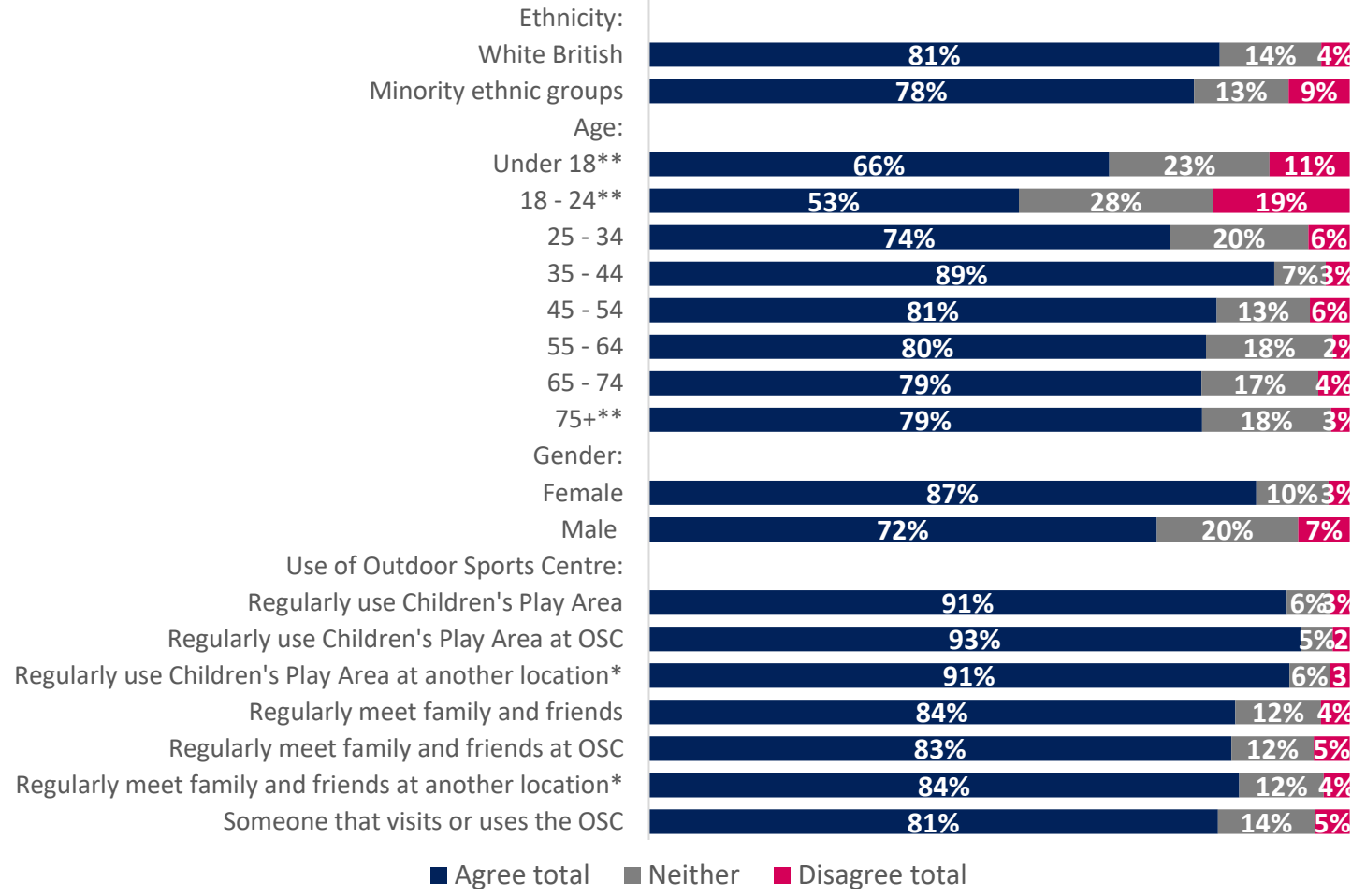
Agreement levels with the proposed splash pad

Question: To what extent do you agree or disagree with the proposals within the family zone – splash pad?

Overall:



Broken down by demographics:



Key findings:

- The proposals for the splash pad were agreed with to the least extent when compared to other proposals in the Family Zone (80%)
- Despite this, levels of disagreement have not increased in comparison and the increase is seen in 'neither', which may be reflected by the free-text code questioning the definition of a splash pad

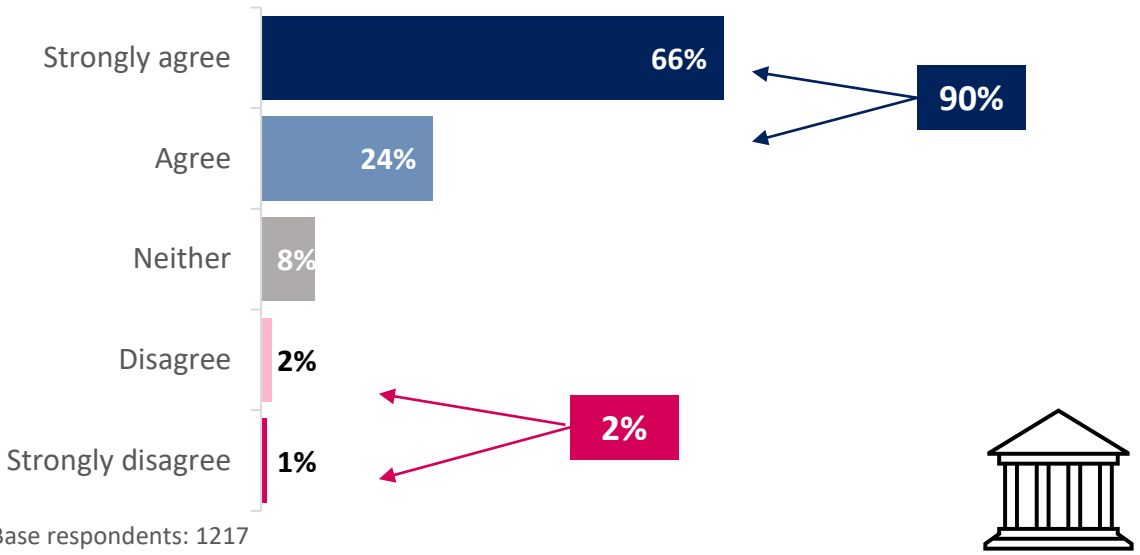
**Sample size – fewer than 50 respondents
 *Sample size – fewer than 100 respondents



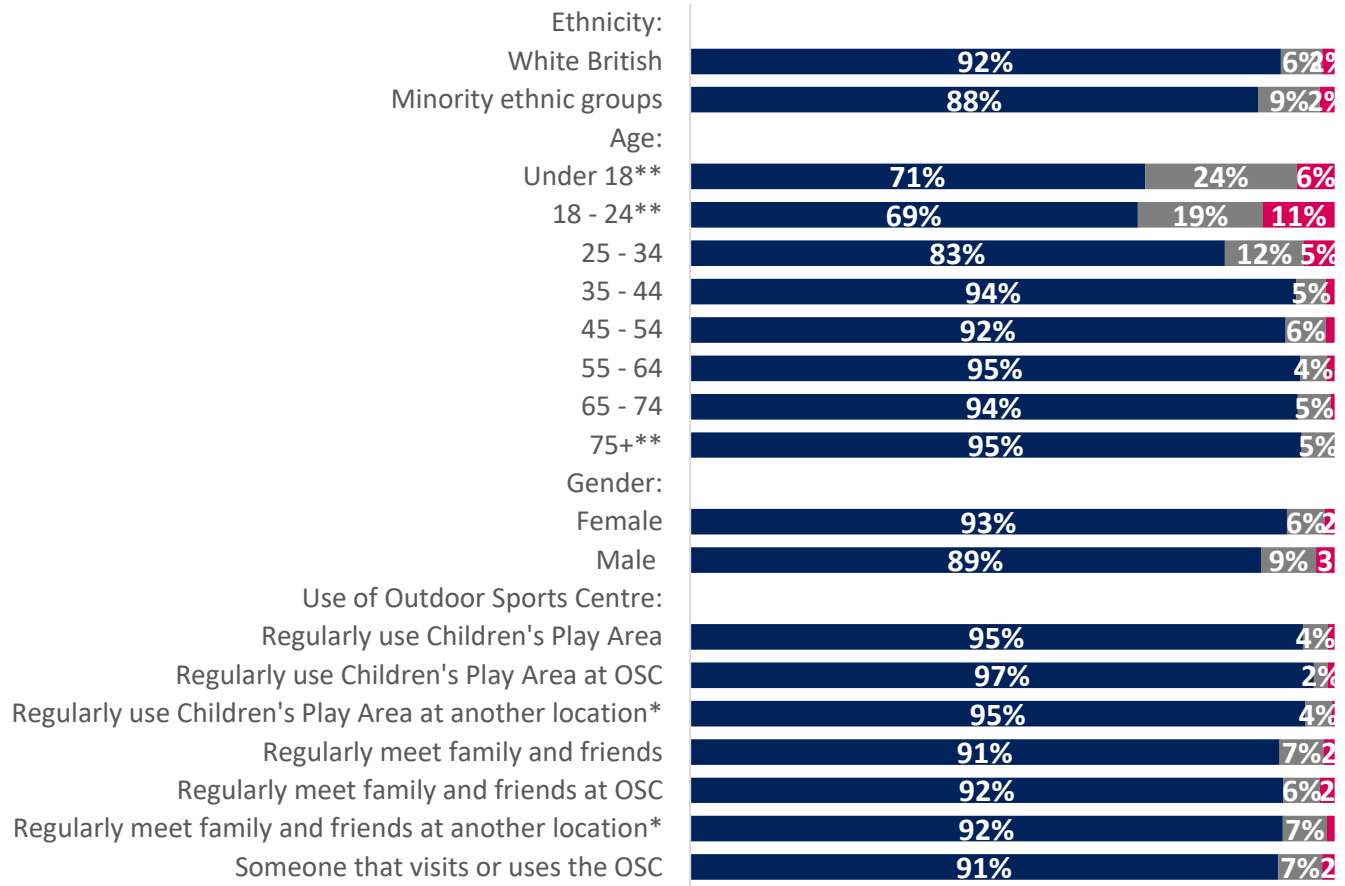
Agreement levels with the proposed Family Zone pavilion

Question: To what extent do you agree or disagree with the proposals within the family zone – Family Zone pavilion?

Overall:



Broken down by demographics:



Key findings:

- The majority of respondents agree with the proposals for the Family Zone pavilion (90%)
- Respondents that regularly visit children's play areas and regularly meet friends and family agreed to a higher extent than average

■ Agree total ■ Neither ■ Disagree total

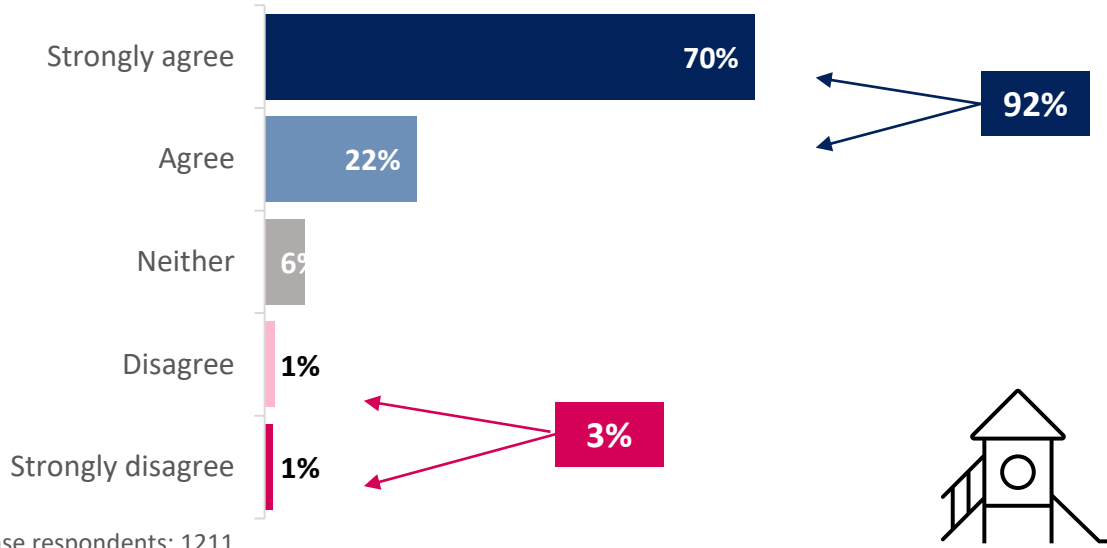
**Sample size – fewer than 50 respondents
*Sample size – fewer than 100 respondents



Agreement levels with the proposed children's play area

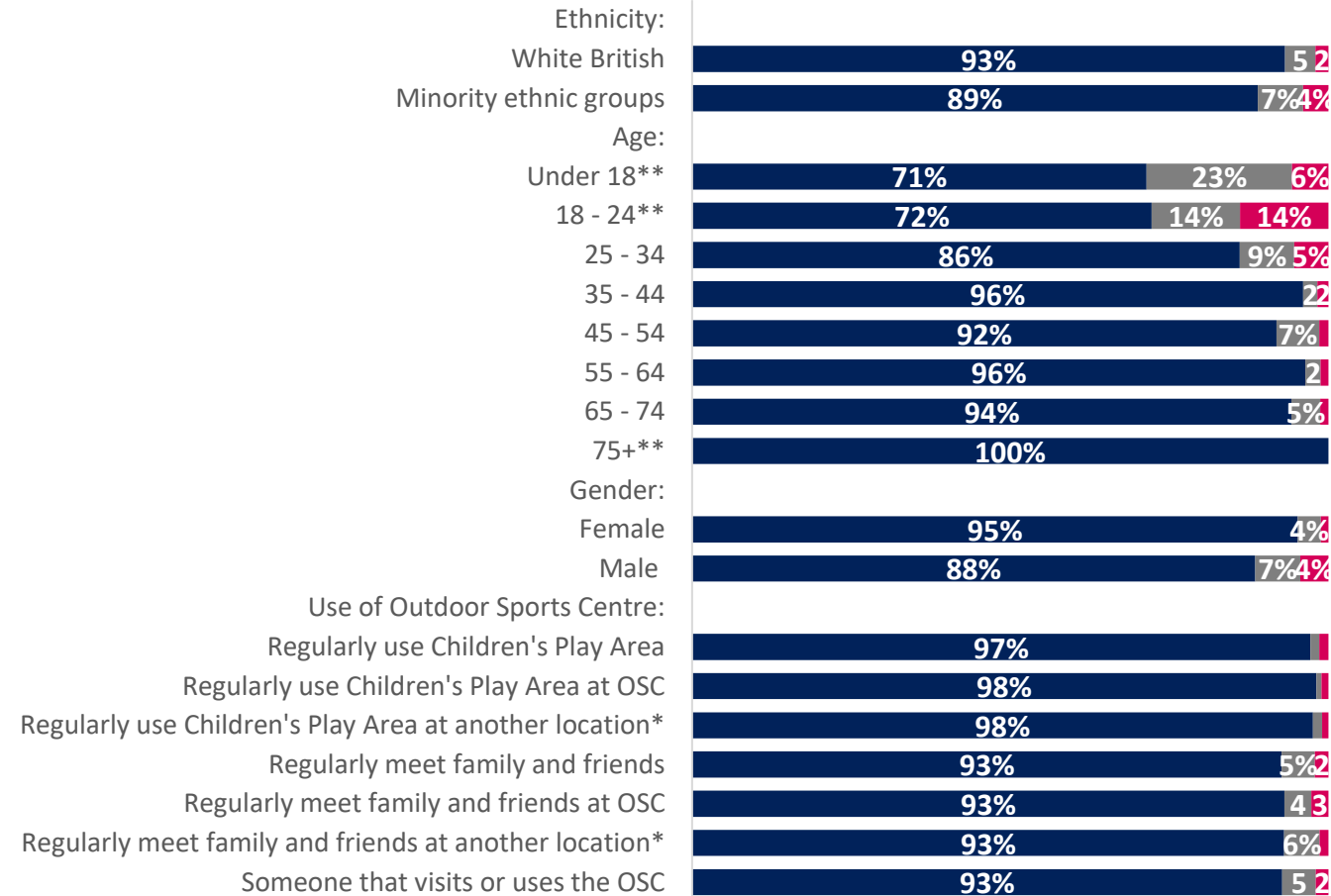
Question: To what extent do you agree or disagree with the proposals within the family zone – children's play area?

Overall:



Base respondents: 1211

Broken down by demographics:



■ Agree total ■ Neither ■ Disagree total

**Sample size – fewer than 50 respondents

*Sample size – fewer than 100 respondents

Key findings:

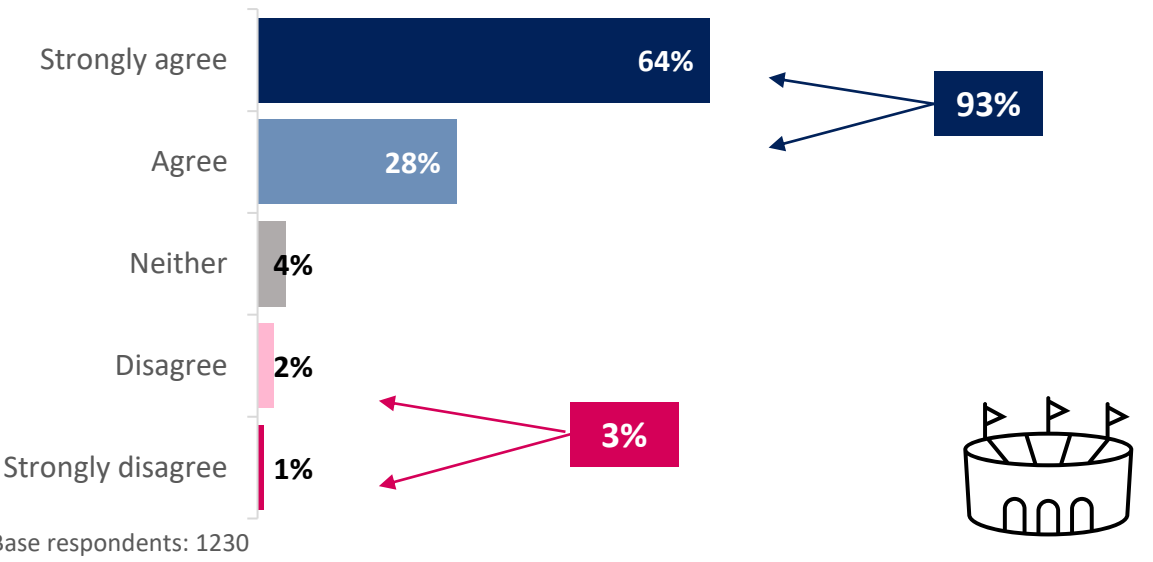
- The proposals for the Children's Play Area was the most agreed with throughout the Family Zone proposals (92%)
- Respondents that regularly visit children's play areas (98%) and regularly meet friends and family (93%) agreed to a higher extent than average



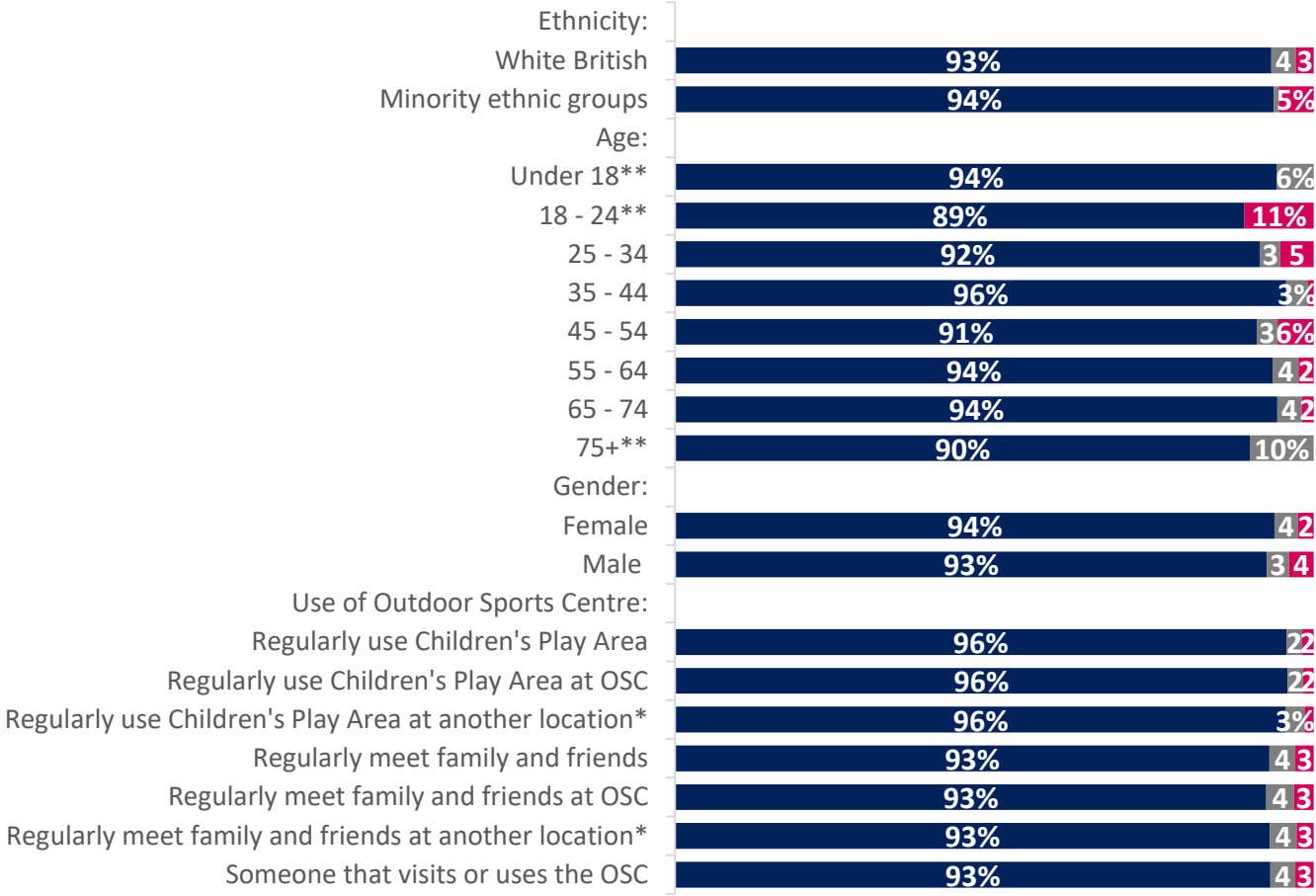
Agreement levels with the proposed Family Zone overall

Question: To what extent do you agree or disagree with the overall 'Family Zone'?

Overall:



Broken down by demographics:



Key findings:

- The Family Zone proposals reported some of the highest levels of agreement.
- Those that visit Children's play areas at the Outdoor Sports Centre agreed with the proposals more than average (96% total agreed and 2% total disagreed).
- There was little difference in opinion by those that meet Friends and Family at the Outdoor Sports Centre.
- Those aged 35-44 agreed with the proposals more than average (96% total agreed and 1% total disagreed).

**Sample size – fewer than 50 respondents
 *Sample size – fewer than 100 respondents

■ Agree total ■ Neither ■ Disagree total



These graphs are in respondent count rather than percentage

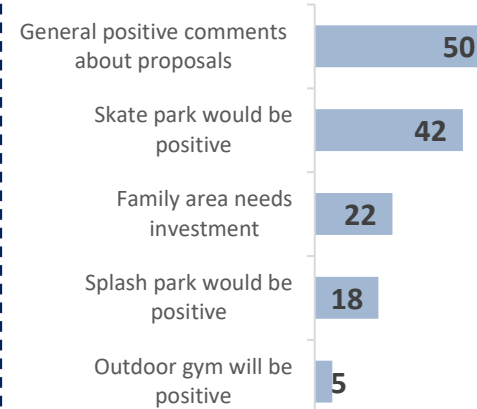
Family Zone

A total of **411** respondents provided a comment specifically on this priority. The following graph shows the total number of respondents by each theme of comment. The subsequent slides summarise or quote the unique points and suggestions that were made.

Suggestions



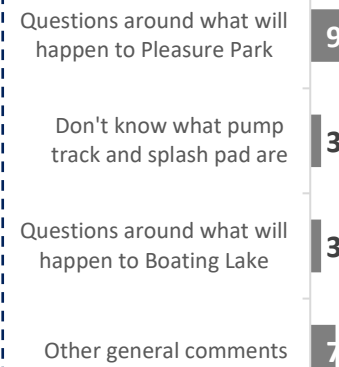
Positive comments



Negative comments / concerns



General comments





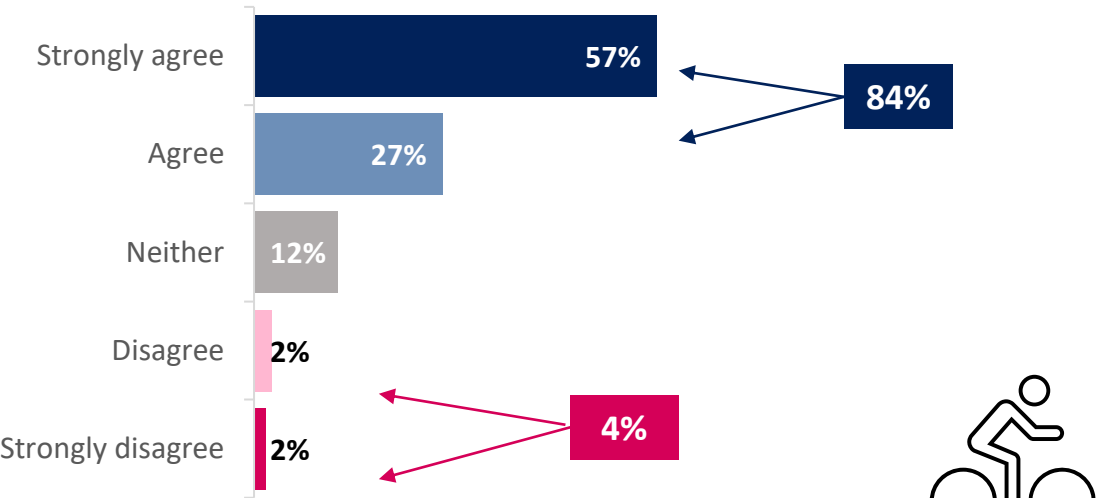
Cycling



Agreement levels with the proposed new pump track

Question: To what extent do you agree or disagree with the proposals for cycling provision – new pump track?

Overall:



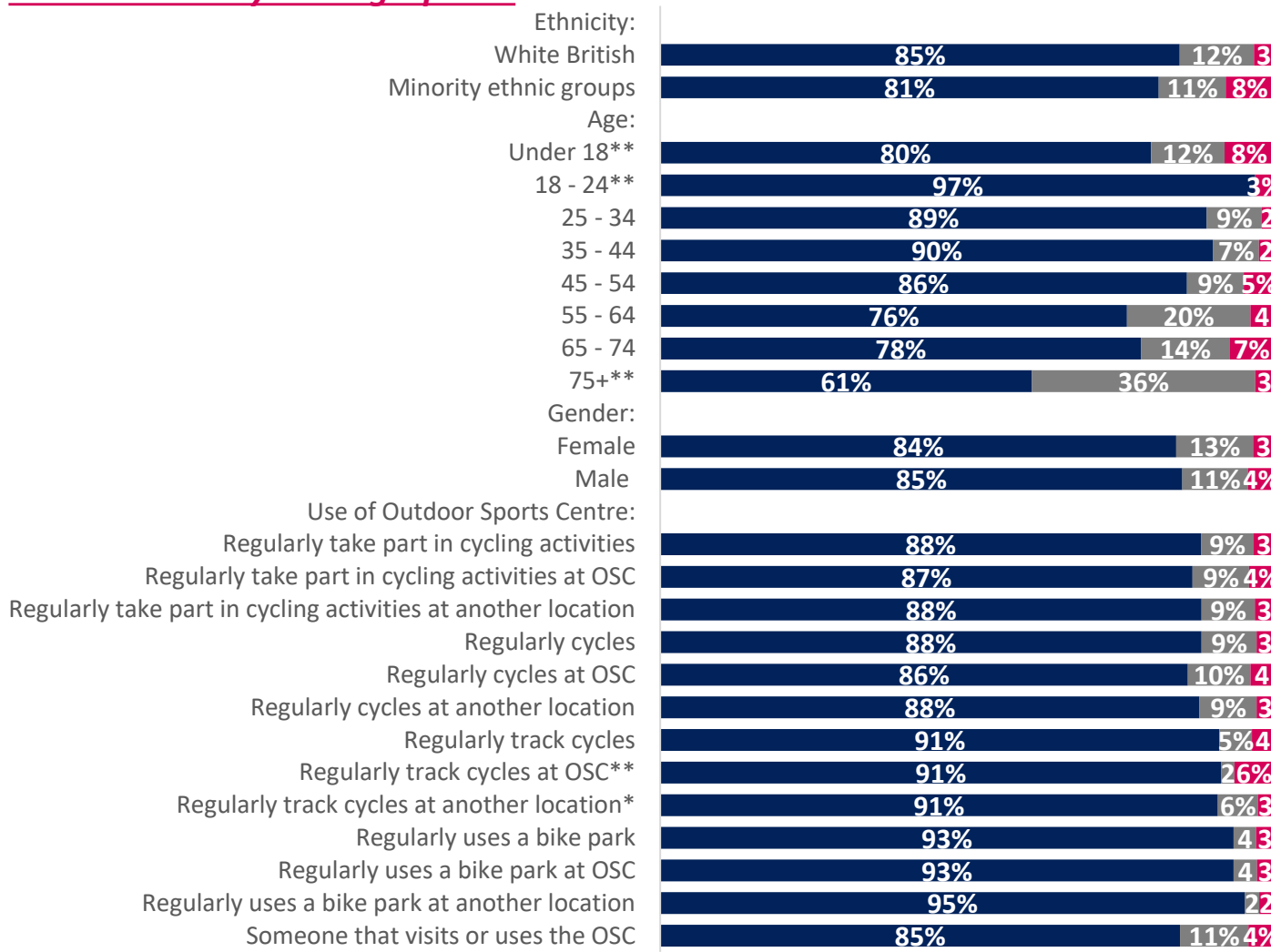
Base respondents: 1059



Key findings:

- The majority of respondents agreed with the proposals for a new pump track (84%)
- Levels of neither appear to be higher within older age groups, when compared to those in younger age categories
- Respondents that regularly take part in cycling activities agree to a higher extent that average

Broken down by demographics:



**Sample size – fewer than 50 respondents
 *Sample size – fewer than 100 respondents

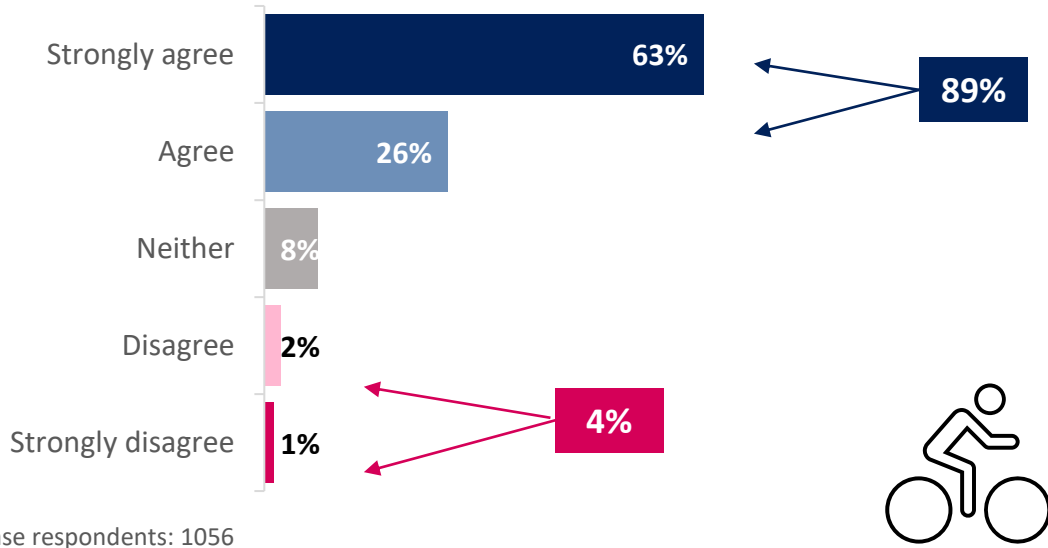
■ Agree total ■ Neither ■ Disagree total



Agreement levels with the proposed new learn-to-ride

Question: To what extent do you agree or disagree with the proposals for cycling provision – new learn-to-ride?

Overall:



Broken down by demographics:

Demographic	Agree	Neither	Disagree
Ethnicity:			
White British	90%	7%	3%
Minority ethnic groups	85%	10%	5%
Age:			
Under 18**	84%	16%	
18 - 24**	79%	18%	3%
25 - 34	91%	6%	3%
35 - 44	92%	5%	3%
45 - 54	87%	8%	5%
55 - 64	87%	9%	4%
65 - 74	92%	6%	2%
75+**	85%	9%	6%
Gender:			
Female	92%	5%	3%
Male	86%	9%	4%
Use of Outdoor Sports Centre:			
Regularly take part in cycling activities	88%	8%	4%
Regularly take part in cycling activities at OSC	86%	8%	6%
Regularly take part in cycling activities at another location	88%	9%	4%
Regularly cycles	89%	8%	4%
Regularly cycles at OSC	86%	8%	6%
Regularly cycles at another location	88%	9%	3%
Regularly track cycles	90%	6%	4%
Regularly track cycles at OSC**	93%	2%	4%
Regularly track cycles at another location*	87%	9%	4%
Regularly uses a bike park	87%	9%	4%
Regularly uses a bike park at OSC	86%	10%	4%
Regularly uses a bike park at another location	88%	8%	4%
Someone that visits or uses the OSC	88%	8%	4%

Key findings:

- The new learn-to-ride proposal was most agreed out of all cycling provisions (89%)
- Respondents under the age of 25 agreed to the lowest extent, compared to other age groups

**Sample size – fewer than 50 respondents

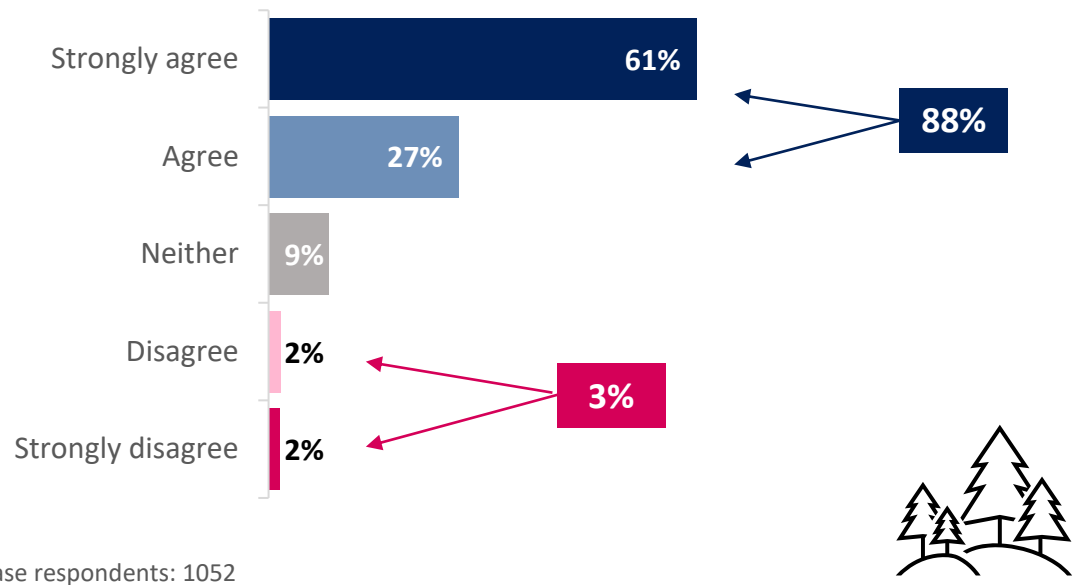
*Sample size – fewer than 100 respondents



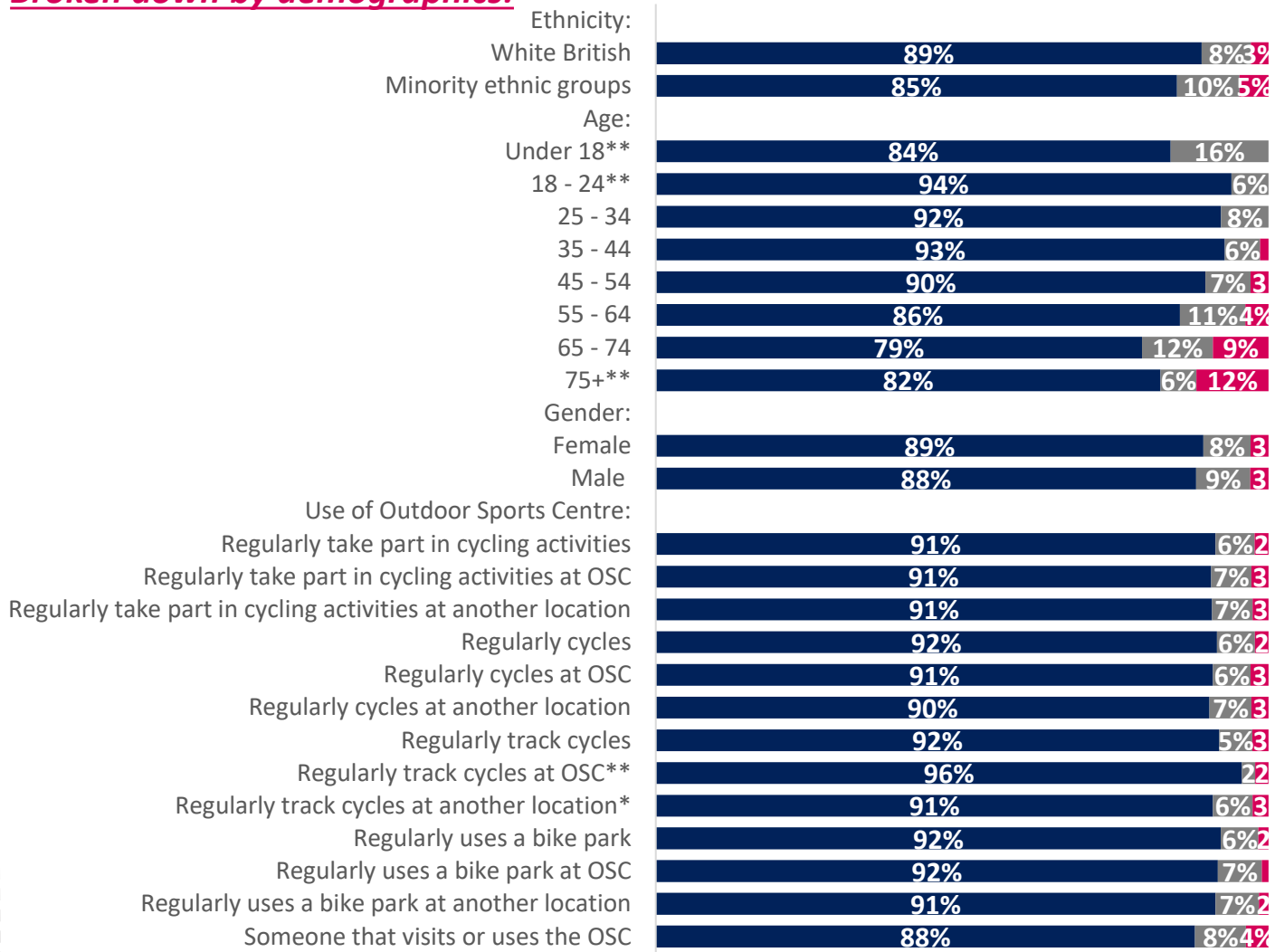
Agreement levels with the proposed woodland zone

Question: To what extent do you agree or disagree with the proposals for cycling provision – woodland zone?

Overall:



Broken down by demographics:



Key findings:

- The majority of respondents agreed with the woodland zone proposal (88%)
- Respondents that regularly take part in a cycling activity all agreed to a higher extent than the average
- Respondents that regularly track cycle at the Outdoor Sports Centre agreed to the highest extent (96%)

**Sample size – fewer than 50 respondents
 *Sample size – fewer than 100 respondents

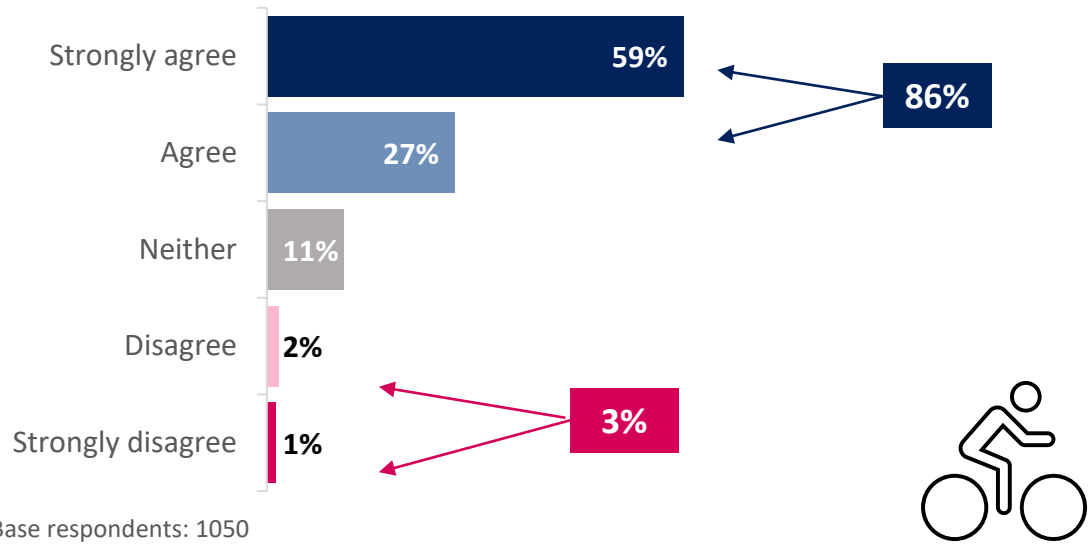
■ Agree total ■ Neither ■ Disagree total



Agreement levels with the proposed BMX bike park

Question: To what extent do you agree or disagree with the proposals for cycling provision – BMX bike park?

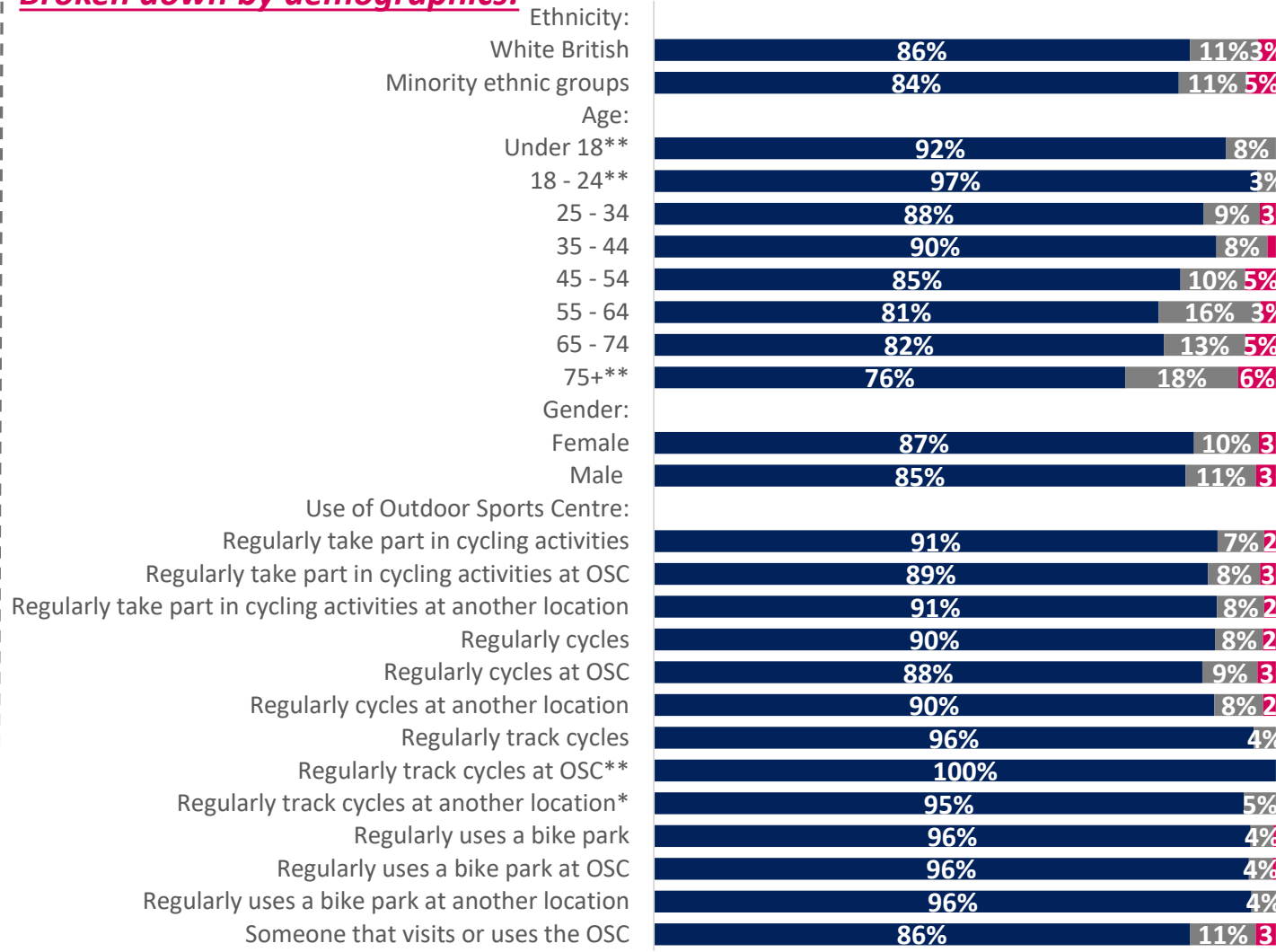
Overall:



Key findings:

- The majority of respondents agreed with the BMX bike park proposal (86%)
- The BMX bike park was the highest rated feature from respondents that regularly take part in a cycling activity
- One of the most commonly mentioned free-text responses outlined the need for a national size or better BMX facility (26 comments)

Broken down by demographics:



**Sample size – fewer than 50 respondents
 *Sample size – fewer than 100 respondents

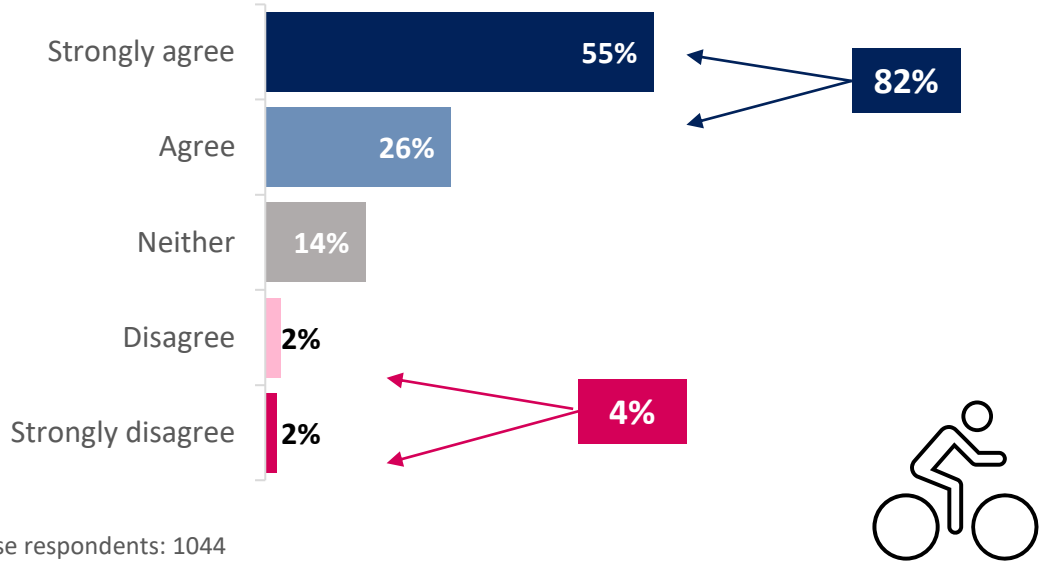
■ Agree total ■ Neither ■ Disagree total



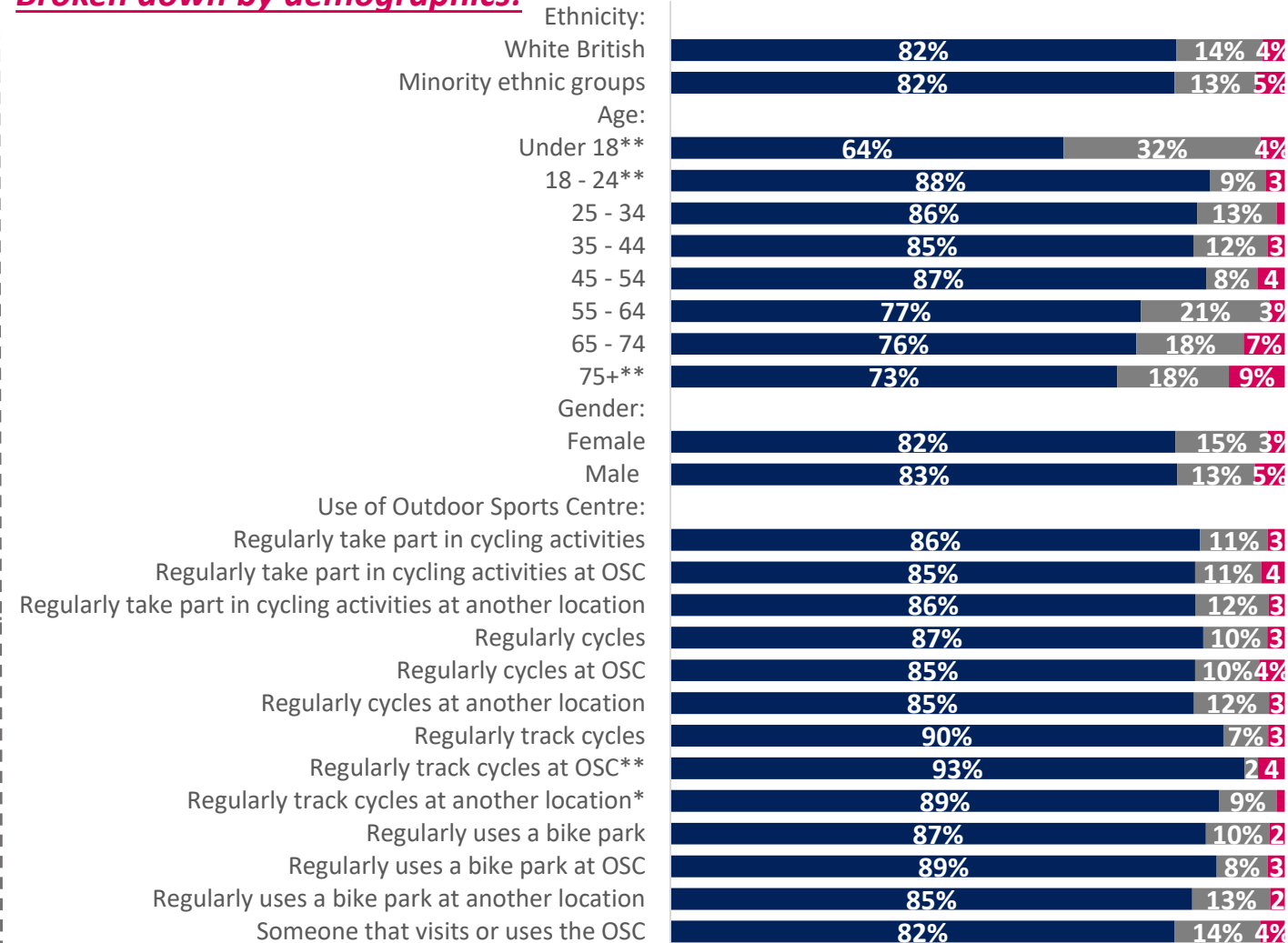
Agreement levels with the proposed cyclocross features

Question: To what extent do you agree or disagree with the proposals for cycling provision – cyclocross features?

Overall:



Broken down by demographics:



■ Agree total ■ Neither ■ Disagree total

**Sample size – fewer than 50 respondents

*Sample size – fewer than 100 respondents

Key findings:

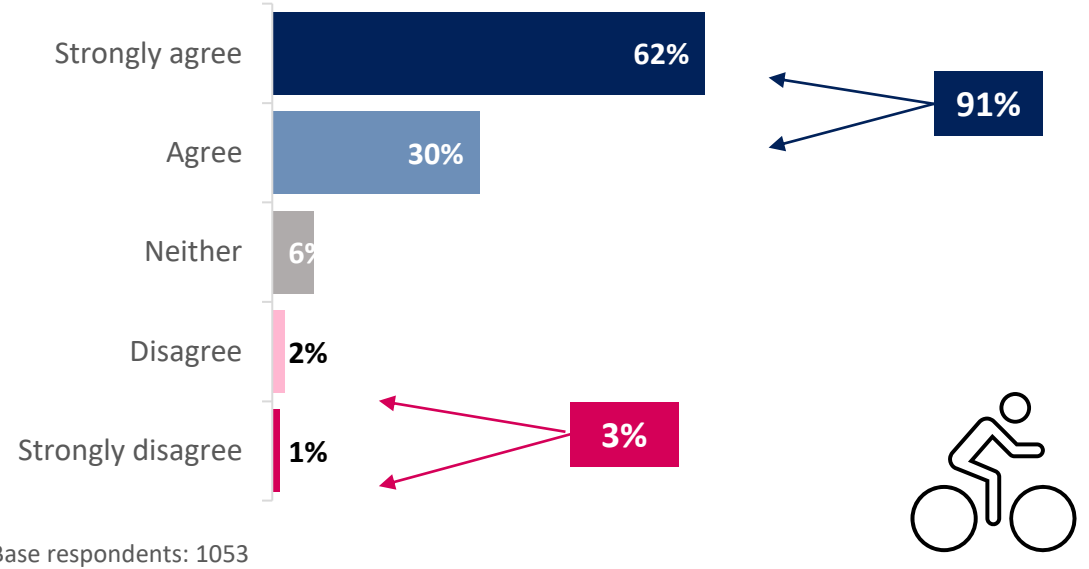
- Cyclocross features were agreed upon to the lowest extent across all cycling proposals
- Despite this, levels of disagreement did not increase and the increase was in respondents selecting 'neither'
- Respondents that regularly take part in a cycling activity all agreed to a higher extent than the average



Agreement levels with the proposed cycling provisions overall

Question: To what extent do you agree or disagree with the overall proposals for cycling provision?

Overall:



Key findings:

- Those that take part in cycling activities at the Outdoor Sports Centre agreed with the overall proposals more than average (94% total agreed and 3% total disagreed).
- In particular, those that use the bike park and track cycles at the Outdoor Sports Centre agreed with the overall proposals highly (98% total agreed and 100% total agreed respectively).
- In general, the younger age groups agreed with the proposals more than older age groups.

Broken down by demographics:

Ethnicity:		
White British	92%	5%
Minority ethnic groups	90%	6%
Age:		
Under 18**	84%	16%
18 - 24**	100%	
25 - 34	99%	
35 - 44	95%	3%
45 - 54	91%	4%
55 - 64	87%	9%
65 - 74	85%	10%
75+**	82%	12%
Gender:		
Female	92%	5%
Male	92%	5%
Use of Outdoor Sports Centre:		
Regularly take part in cycling activities	95%	3%
Regularly take part in cycling activities at OSC	94%	3%
Regularly take part in cycling activities at another location	94%	3%
Regularly cycles	95%	3%
Regularly cycles at OSC	94%	3%
Regularly cycles at another location	94%	3%
Regularly track cycles	97%	3%
Regularly track cycles at OSC**	100%	
Regularly track cycles at another location*	96%	4%
Regularly uses a bike park	97%	2%
Regularly uses a bike park at OSC	98%	2%
Regularly uses a bike park at another location	98%	2%
Someone that visits or uses the OSC	91%	6%

**Sample size – fewer than 50 respondents
 *Sample size – fewer than 100 respondents

■ Agree total ■ Neither ■ Disagree total



These graphs are in respondent count rather than percentage

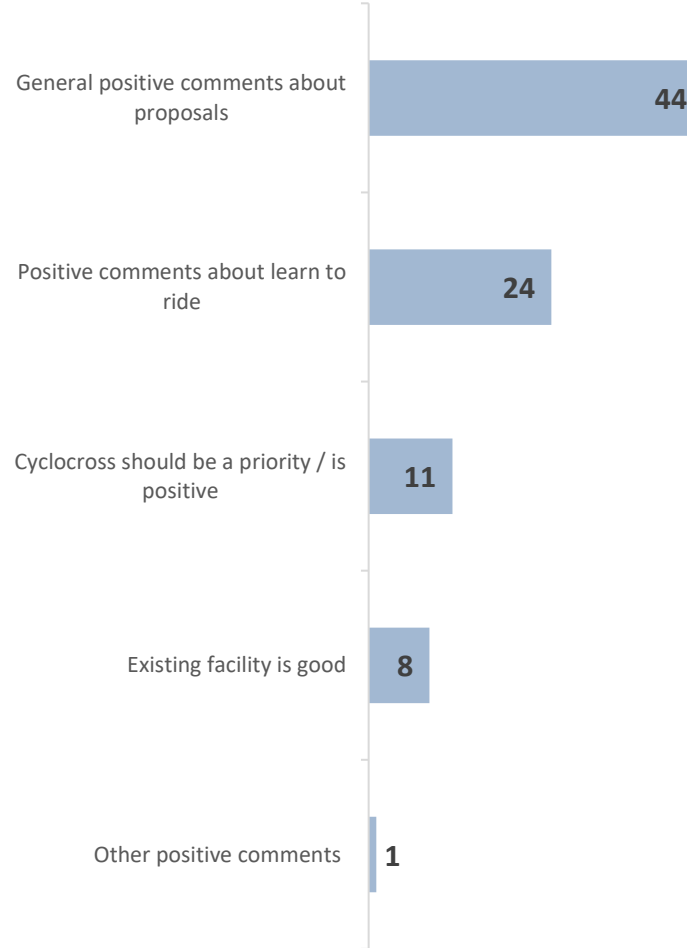
Cycling

A total of **203** respondents provided a comment specifically on this priority. The following graph shows the total number of respondents by each theme of comment. The subsequent slides summarise or quote the unique points and suggestions that were made.

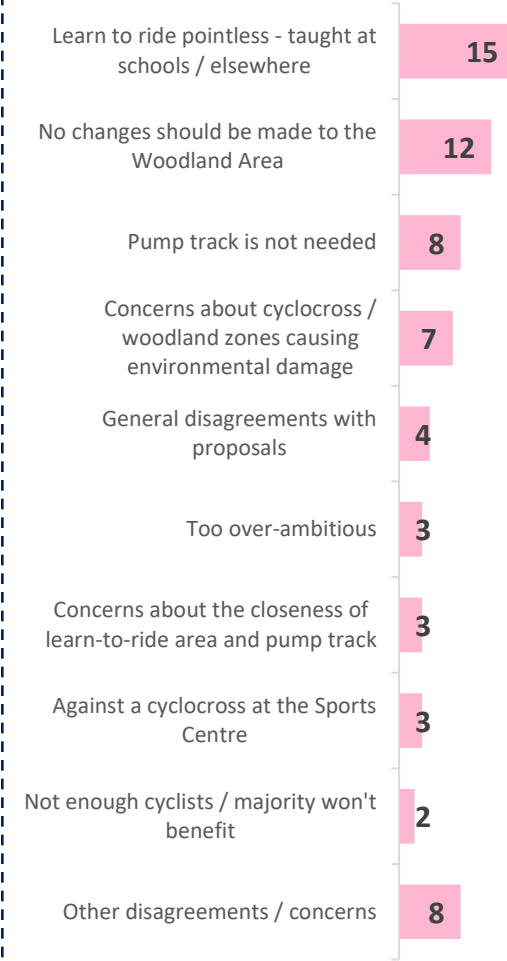
Suggestions



Positive comments



Negative comments / concerns



16 people also commented on 'other general comments'.

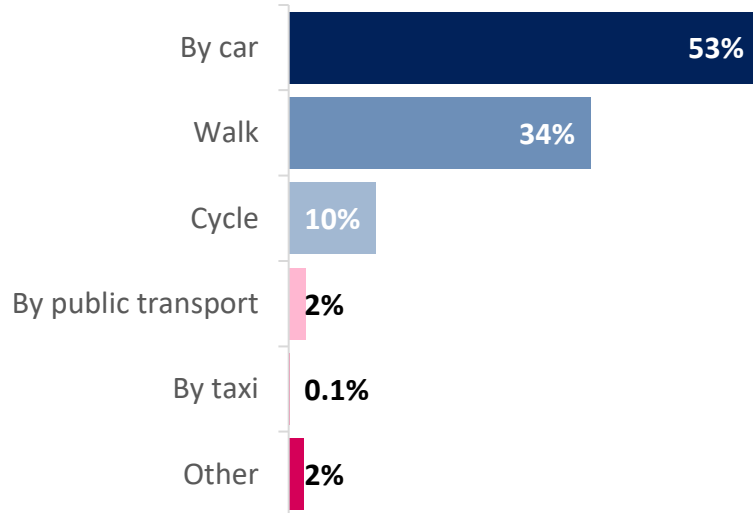


Car parking and travel to the site



Question: How do you usually travel to the Outdoor Sports Centre?

Overall:

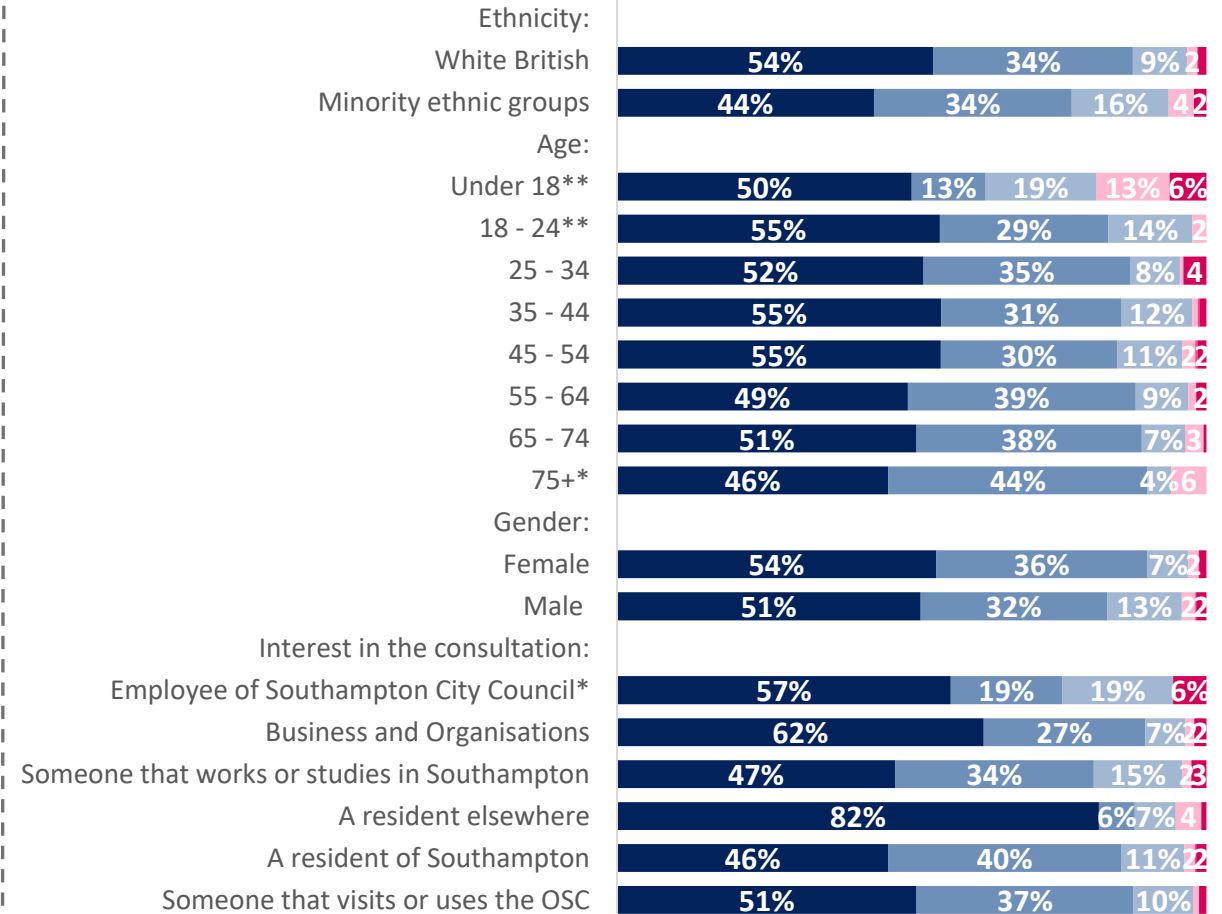


Base respondents: 1339

Key findings:

- Just over half of respondents (53%) travel to the Sports Centre by car
- Residents living outside of Southampton appear to drive to the Sports Centre to the highest extent (82%)

Broken down by demographics:



■ By car ■ Walk ■ Cycle ■ By public transport ■ By taxi ■ Other

**Sample size – fewer than 50 respondents

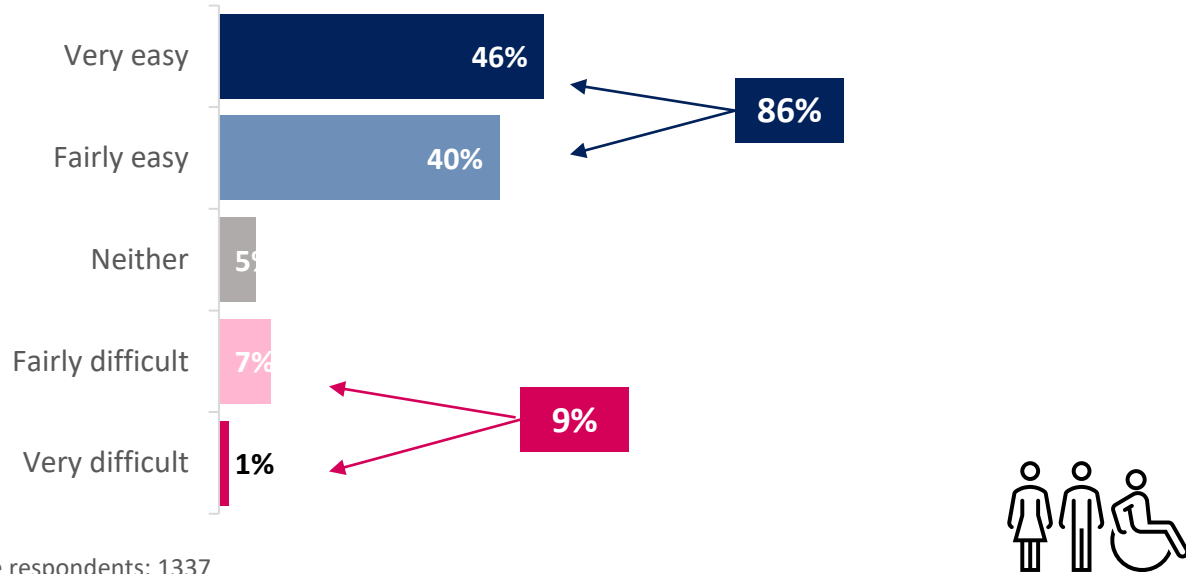
*Sample size – fewer than 100 respondents



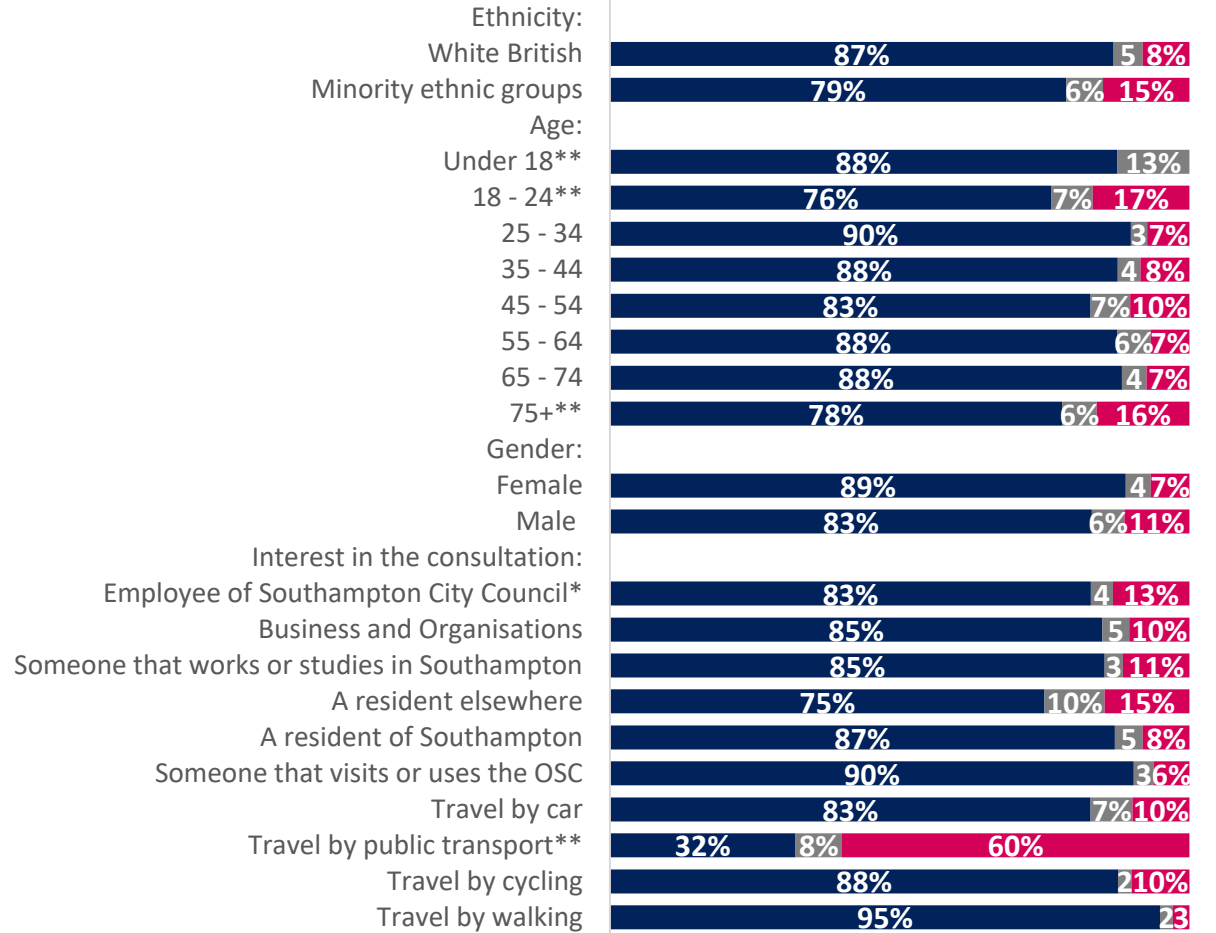
Ease of travelling to the Outdoor Sports Centre

Question: How easy is it for you to travel to the Outdoor Sports Centre?

Overall:



Broken down by demographics:



**Sample size – fewer than 50 respondents

*Sample size – fewer than 100 respondents

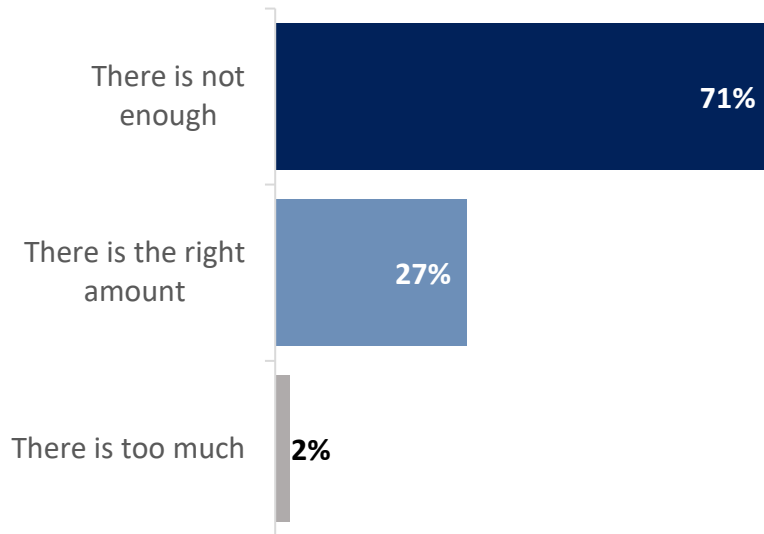
Key findings:

- The majority of respondents selected that it is either very or fairly easy to travel to the Sports Centre (86%)
- Despite having a small base number, 60% of the respondents that travel by public transport selected that it was difficult to travel to the Sports Centre, which is 6 times more than those who travel by car or bike
- This is reflected through the free-text analysis, where 106 respondents specifically mentioned there should be an increased or improved public transport service to the Sports Centre



Question: What do you think about the current parking offered at the Outdoor Sports Centre?

Overall:

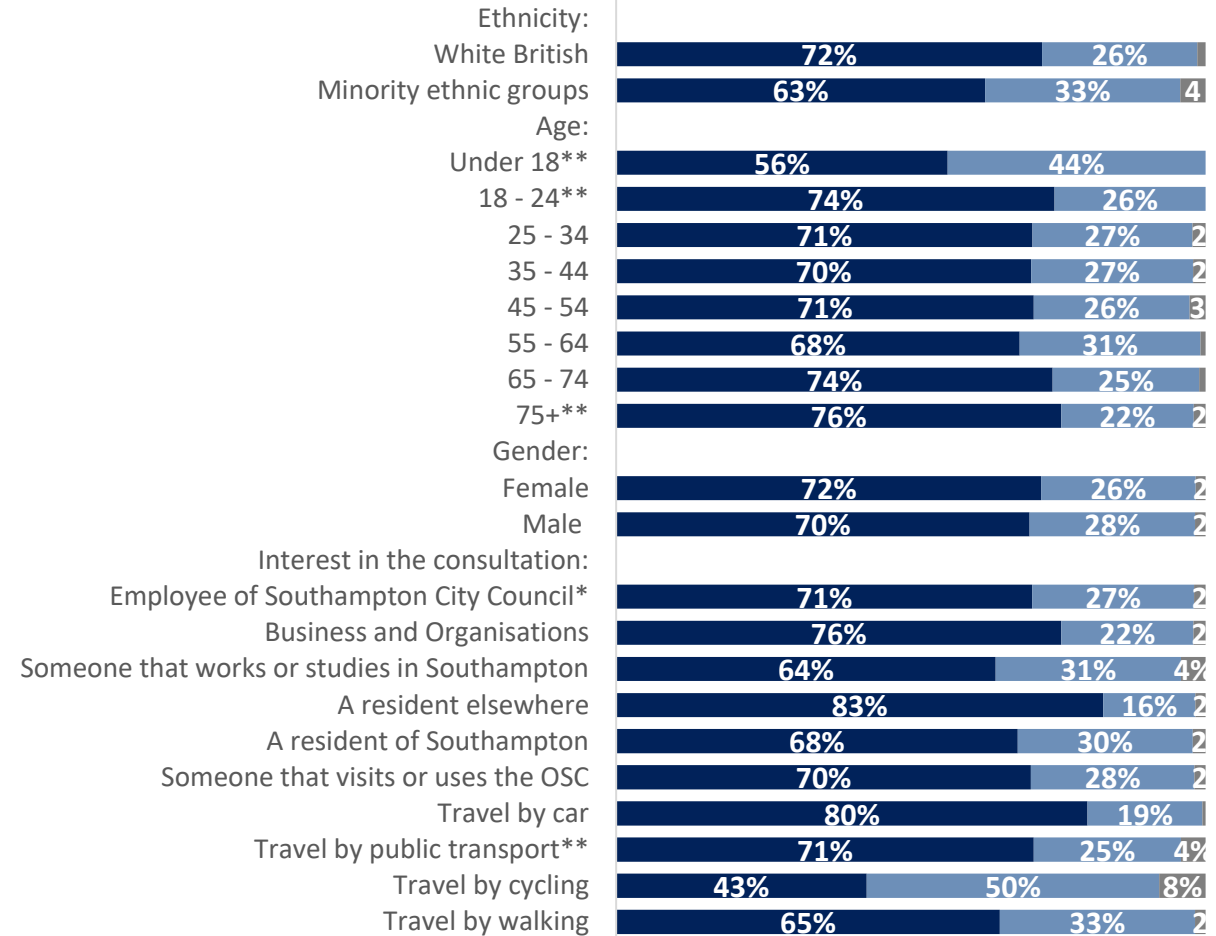


Base respondents: 1312

Key findings:

- 71% of respondents selected that there not enough parking offered at the Sports Centre
- Half of the respondents that travel to the Sports Centre by bike selected that there is the right amount of parking, which is almost double the average (27%)
- 83% of respondents living outside of Southampton selected that there is not enough parking, compared to 68% of Southampton residents

Broken down by demographics:



■ There is not enough ■ There is the right amount ■ There is too much

**Sample size – fewer than 50 respondents

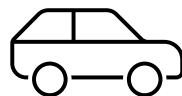
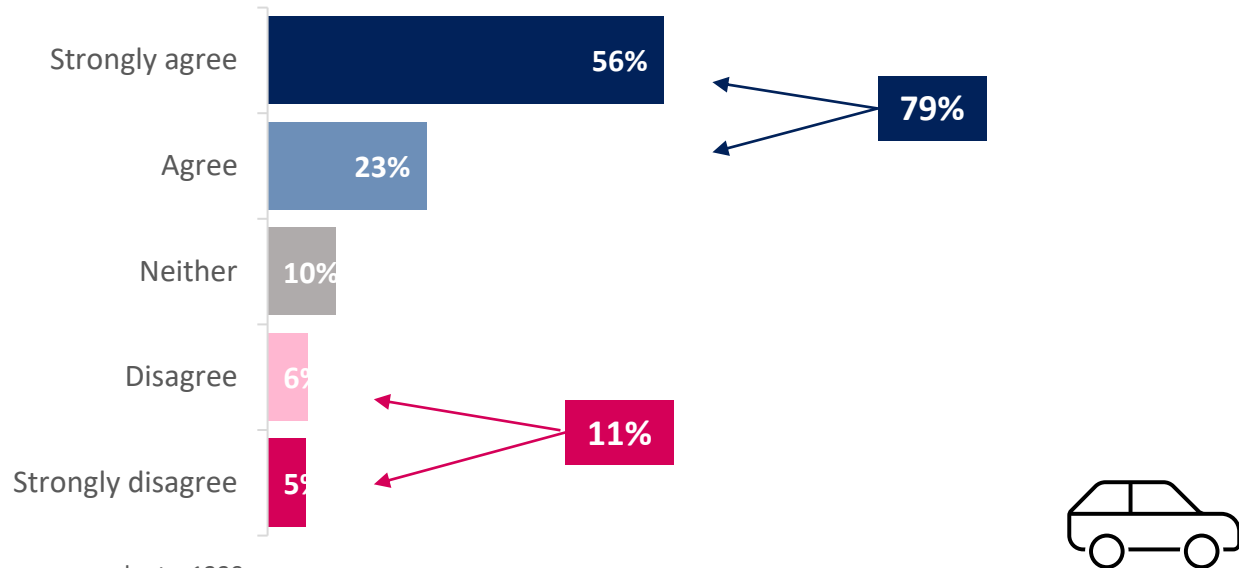
*Sample size – fewer than 100 respondents



Agreement levels with proposed increase of parking

Question: To what extent do you agree or disagree with the proposal to increase the number of car parking spaces at the Outdoor Sports Centre?

Overall:

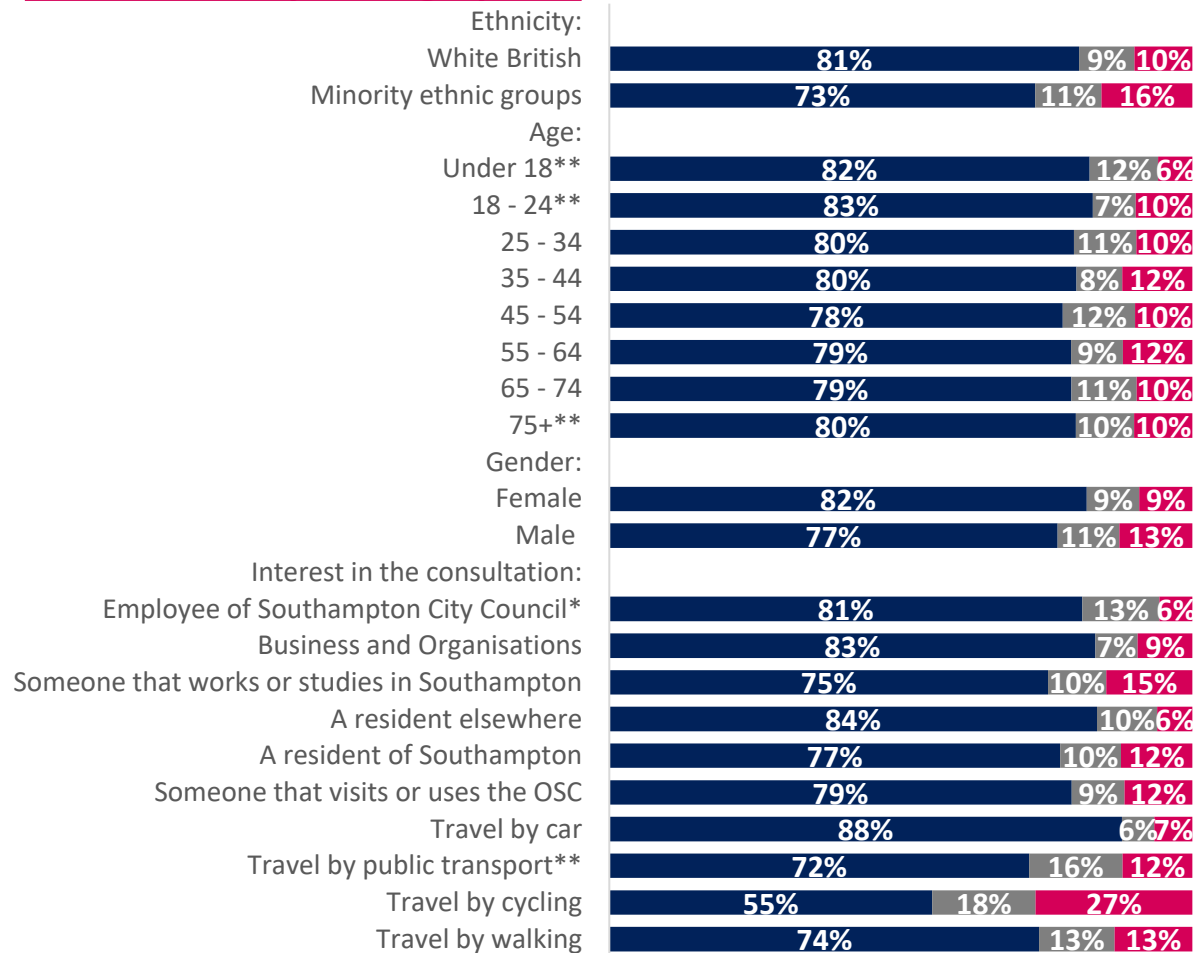


Base respondents: 1339

Key findings:

- The majority of respondents agree with the proposal to increase the number of car parking spaces at the Sports Centre
- This question was one of the most disagreed upon throughout the whole survey (11%)
- Respondents that travel to the Sports Centre via cycling disagreed to the highest extent (27%)

Broken down by demographics:



■ Agree total ■ Neither ■ Disagree total

**Sample size – fewer than 50 respondents

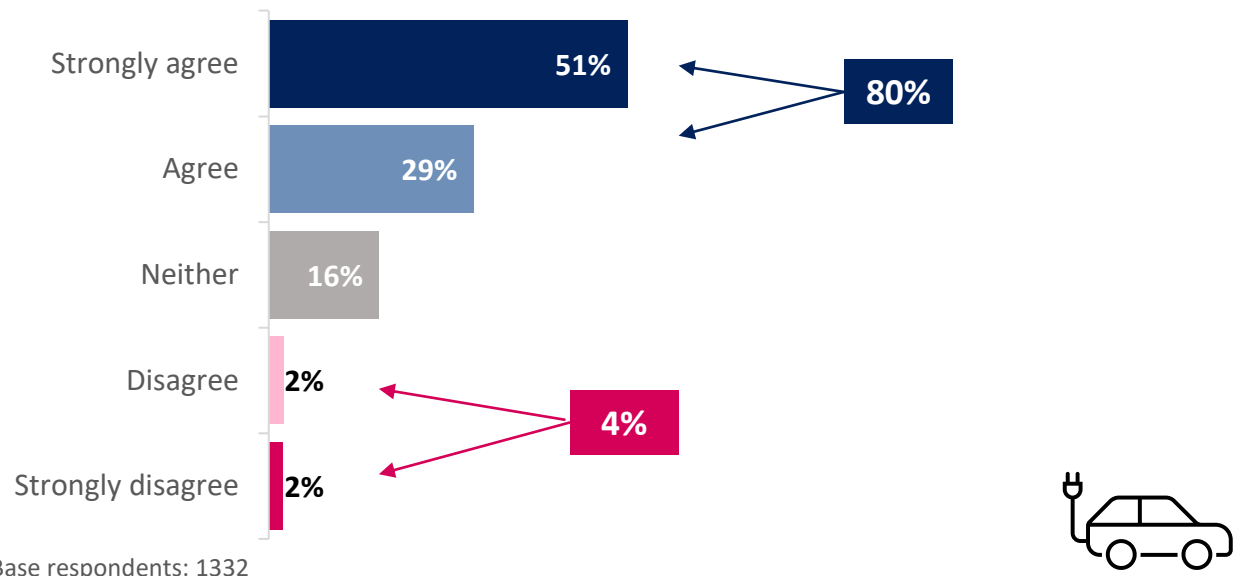
*Sample size – fewer than 100 respondents



Agreement levels with the proposed electric car charging points

Question: To what extent do you agree or disagree with the proposal to include electric car charging points within the new parking provision?

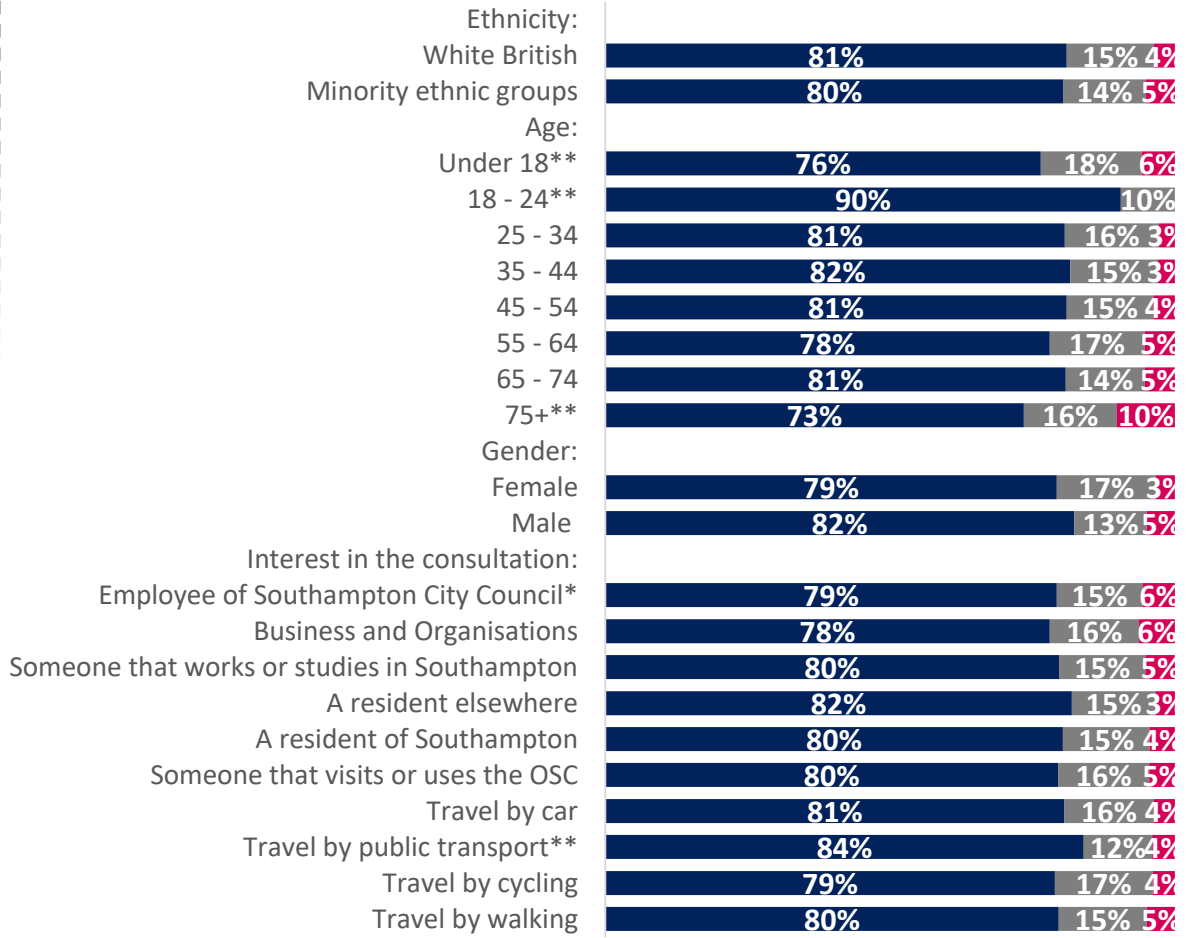
Overall:



Key findings:

- 4/5 respondents agreed with the proposal to include electric car charging with in the new parking provision
- Respondents between 18 – 24 agreed to the highest extent (90%)

Broken down by demographics:



■ Agree total ■ Neither ■ Disagree total

**Sample size – fewer than 50 respondents

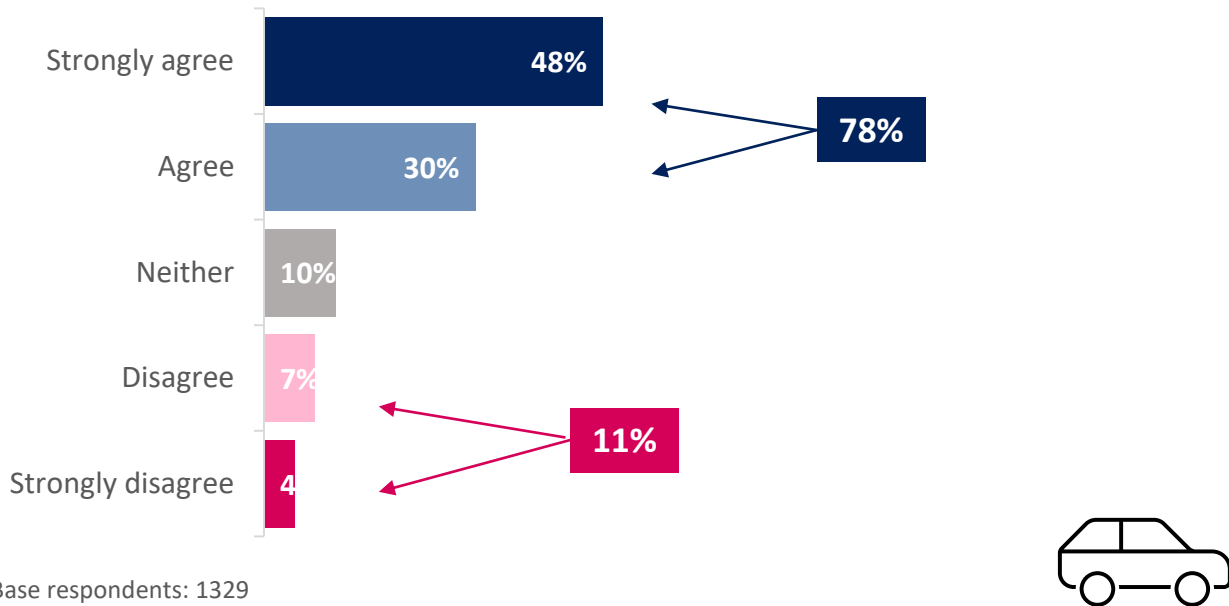
*Sample size – fewer than 100 respondents



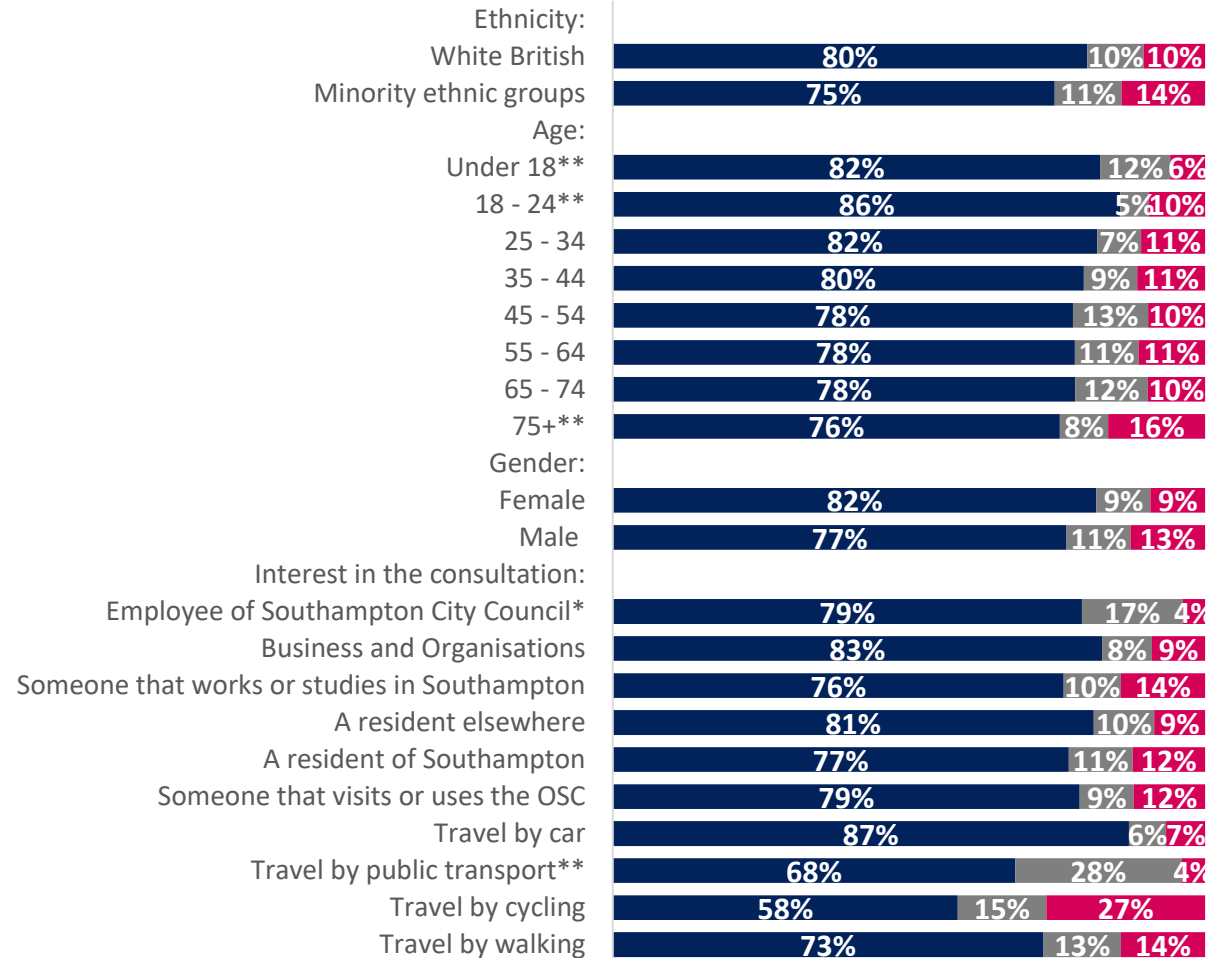
Agreement levels with the proposed car parking overall

Question: To what extent do you agree or disagree with the proposals for car parking overall?

Overall:



Broken down by demographics:



■ Agree total ■ Neither ■ Disagree total

**Sample size – fewer than 50 respondents

*Sample size – fewer than 100 respondents

Key findings:

- Over three quarters of respondents agreed with the proposals for car parking (78%)
- Respondents that use a bike to travel to the Sports Centre disagreed to the highest extent, compared to any other characteristic (27%)
- This question was one of the most disagreed upon throughout the whole survey

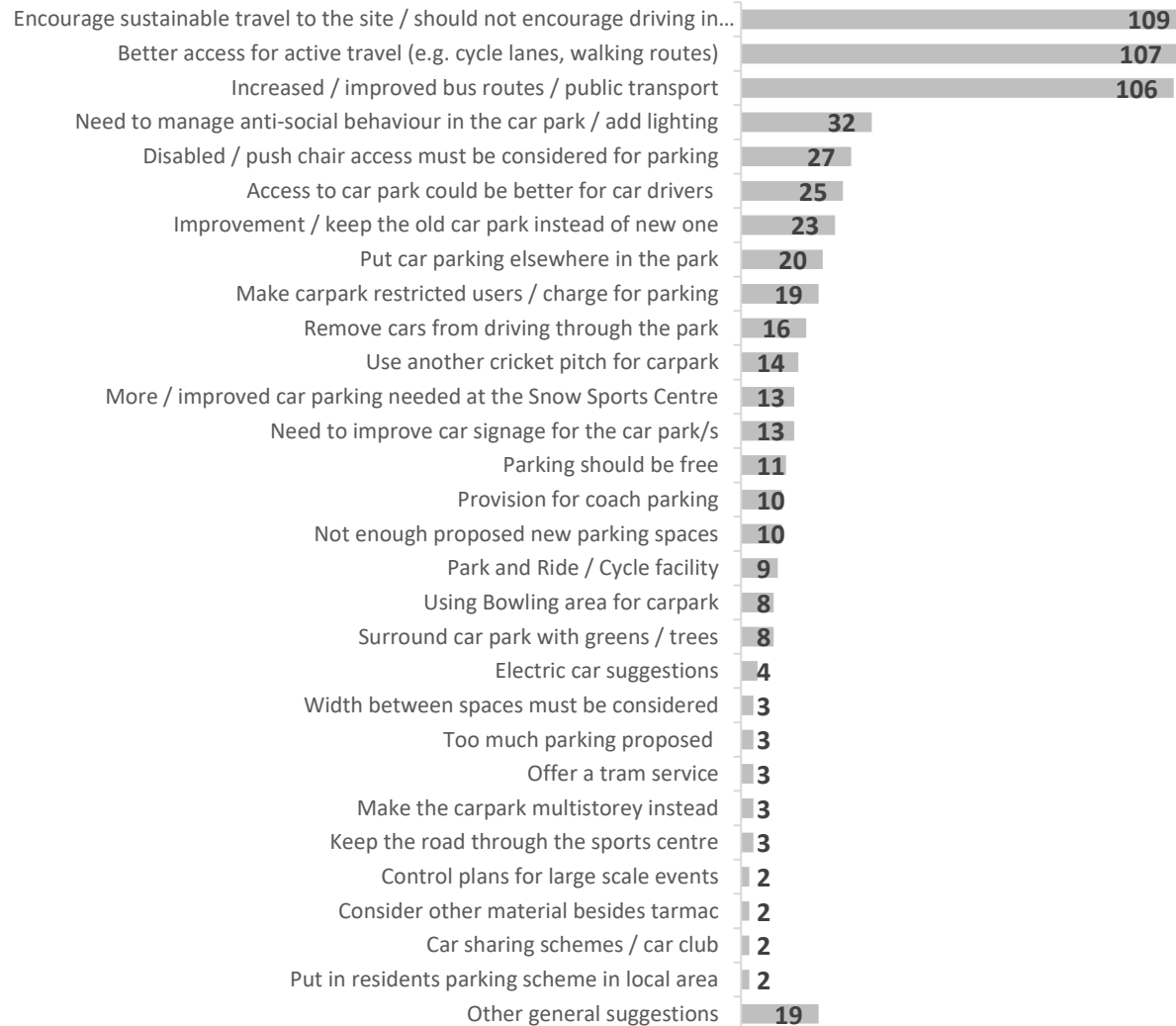


These graphs are in respondent count rather than percentage

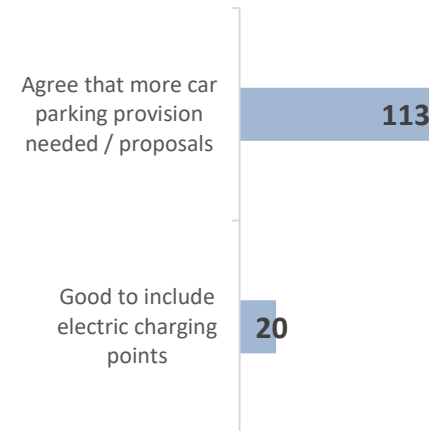
Car parking and travel to the site

A total of **550** respondents provided a comment specifically on this priority. The following graph shows the total number of respondents by each theme of comment. The subsequent slides summarise or quote the unique points and suggestions that were made.

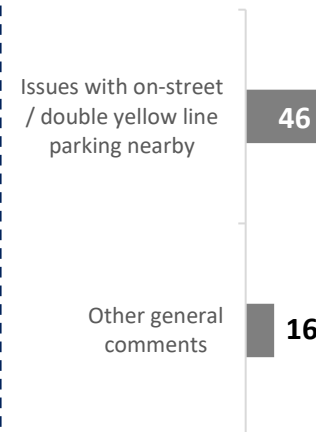
Suggestions



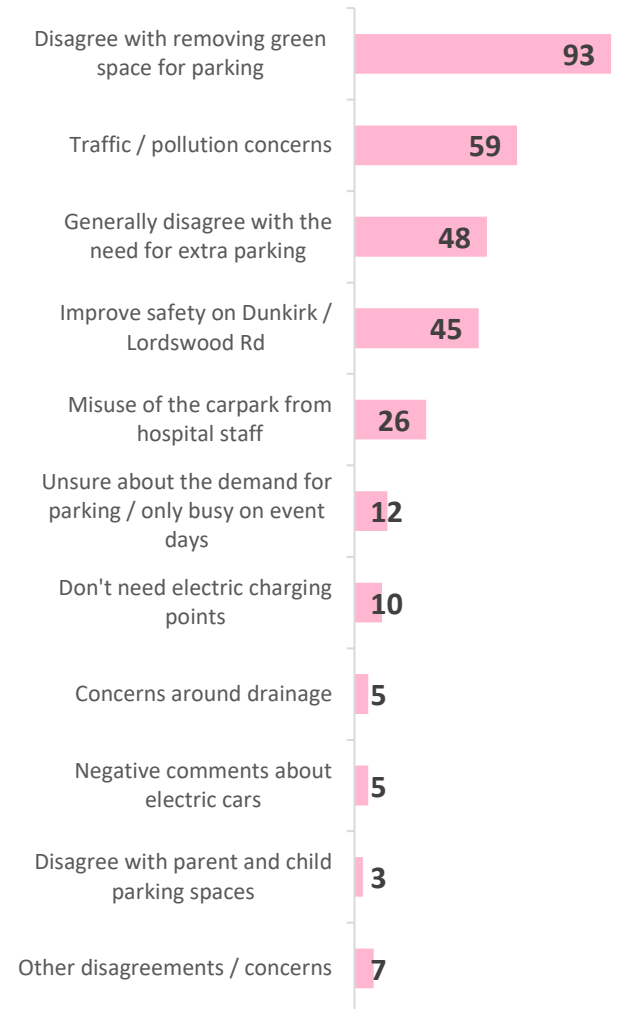
Positive comments



General comments



Negative comments / concerns





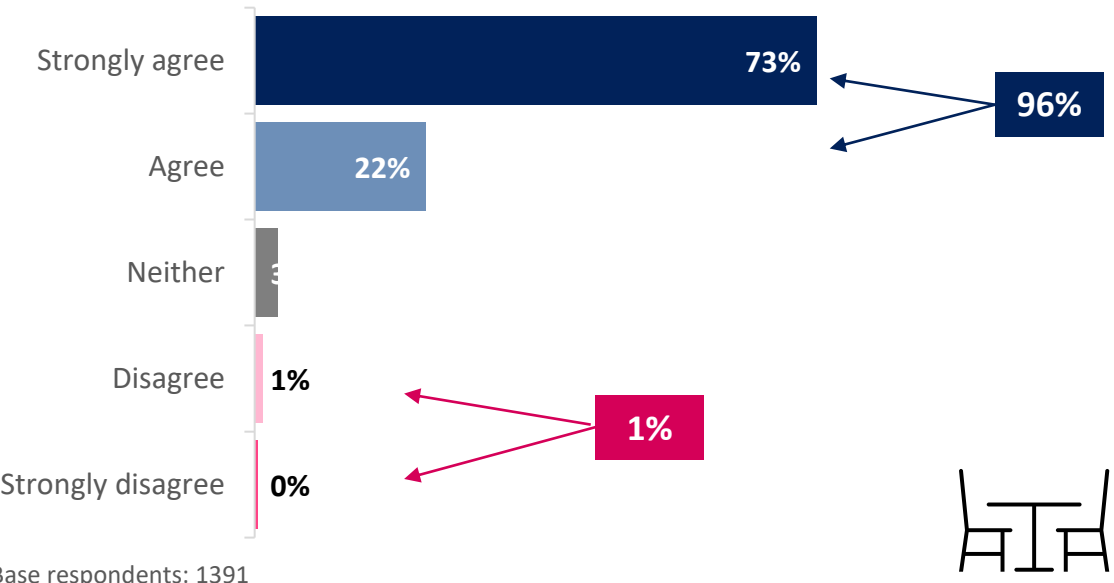
General improvements and sustainability



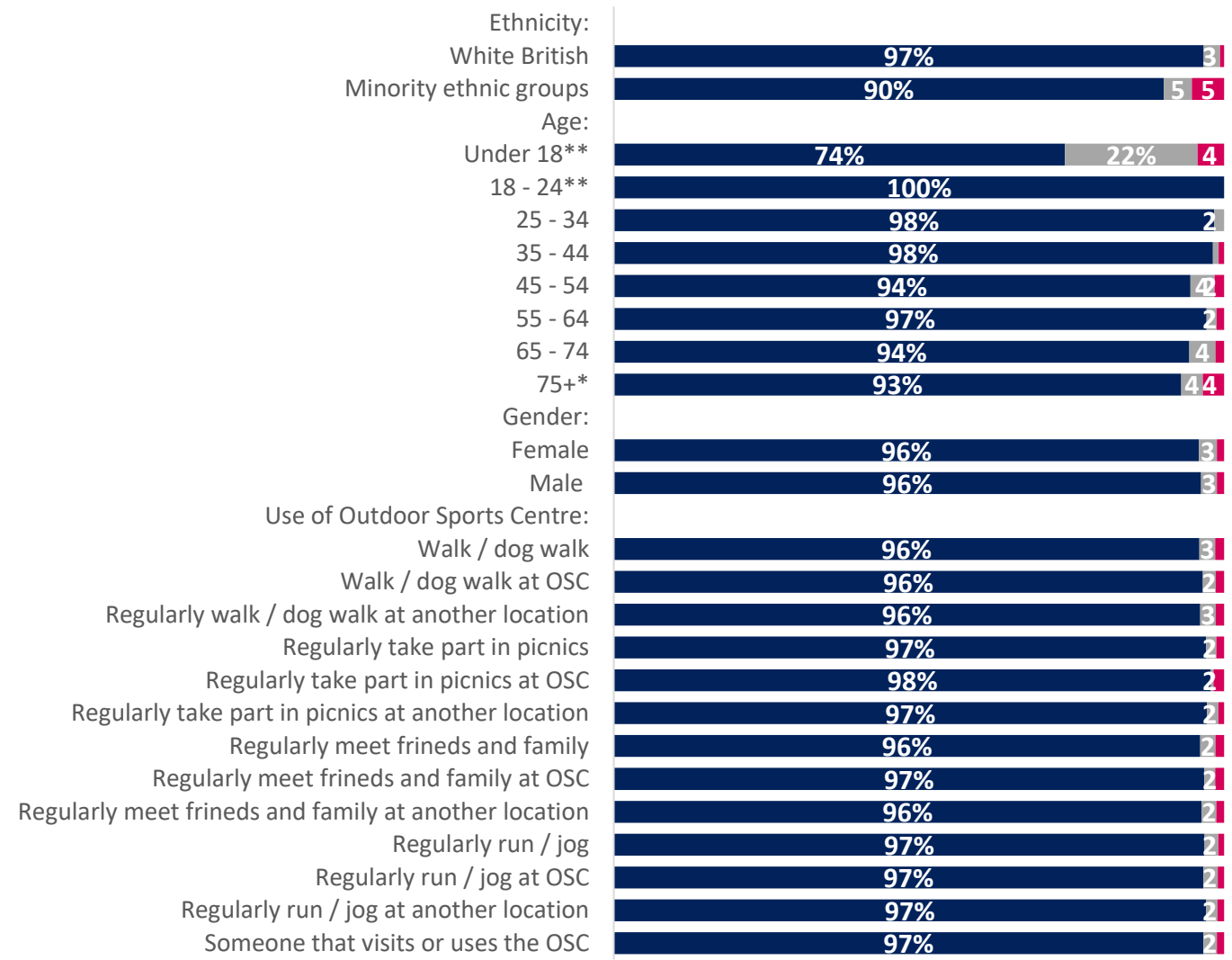
Agreement levels with the proposed site improvements

Question: To what extent do you agree or disagree with site improvements outlined?

Overall:



Broken down by demographics:



Key findings:

- The site improvement proposals reported some of the highest levels agreement across the consultation.
- Total levels of agreement were consistently high across different demographics and characteristics. Some characteristics 'strongly agreed' more than others – in particular: respondents that **picnic at the Outdoor Sports Centre** (84% strongly agreed); and **ages 18 - 44** (81%-83% strongly agreed).

**Sample size – fewer than 50 respondents
 *Sample size – fewer than 100 respondents

■ Agree total ■ Neither ■ Disagree total

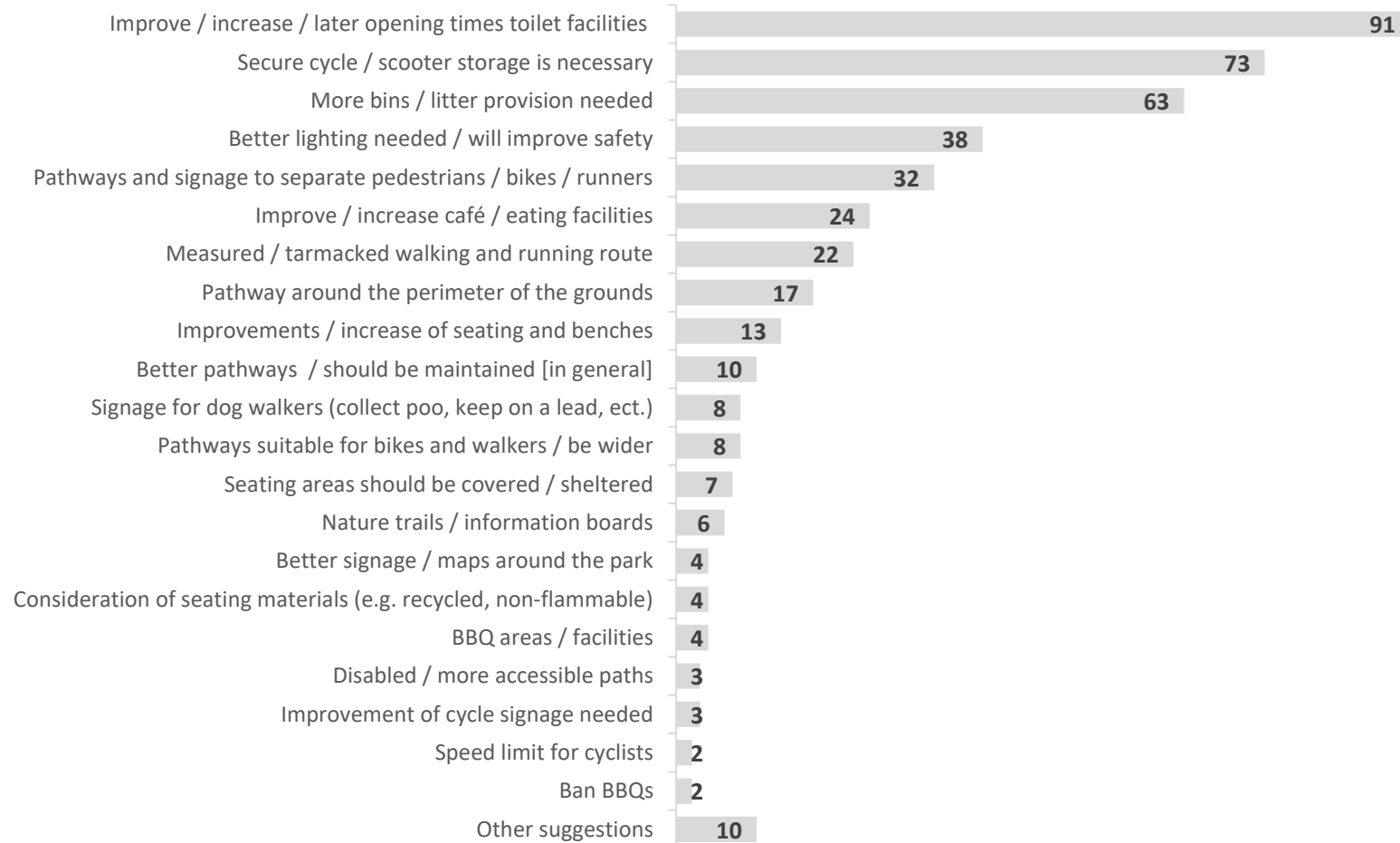


These graphs are in respondent count rather than percentage


General information

A total of **349** respondents provided a comment specifically on this priority. The following graph shows the total number of respondents by each theme of comment. The subsequent slides summarise or quote the unique points and suggestions that were made.

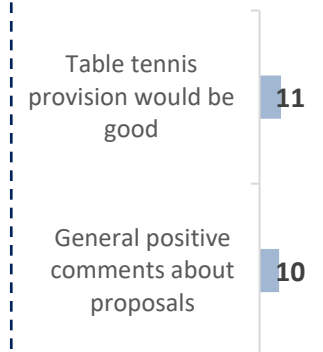
Suggestions



Negative comments / concerns



Positive comments



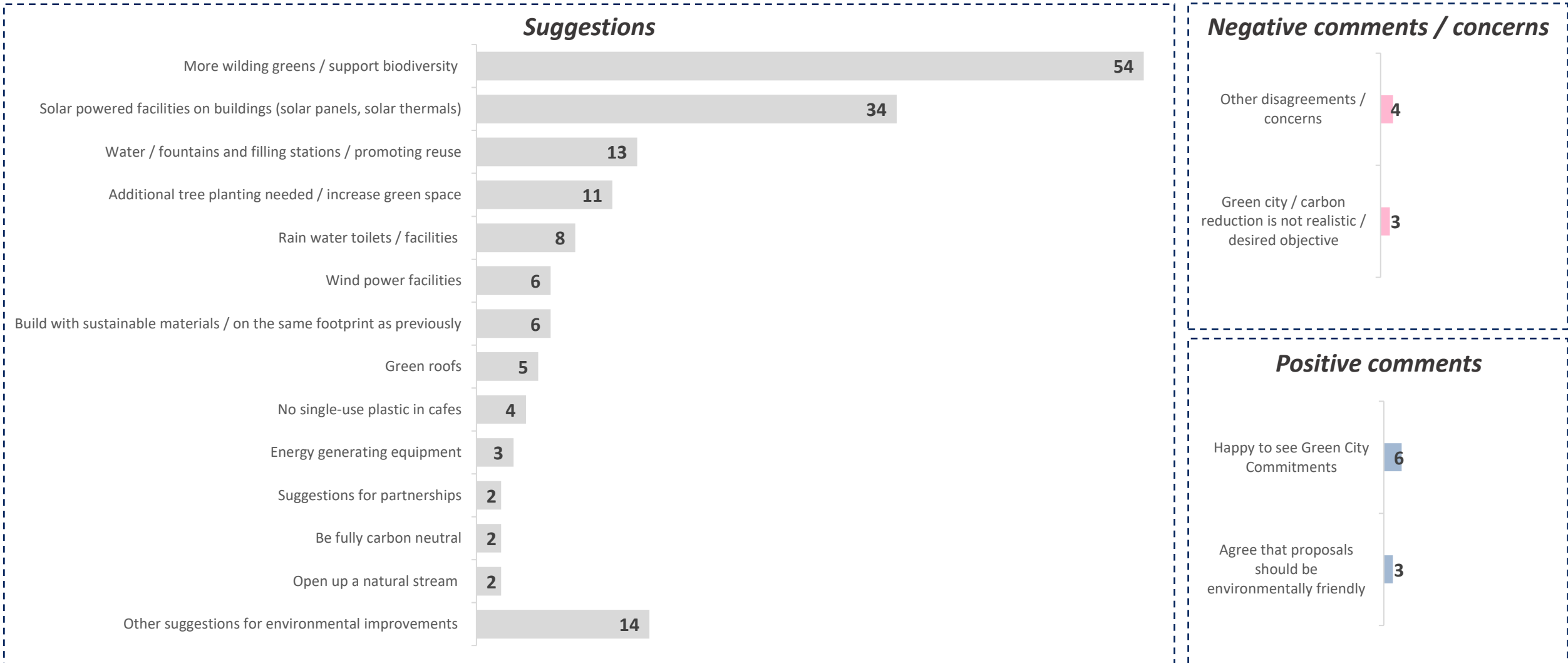
2 people also commented on 'other general comments'.



These graphs are in respondent count rather than percentage

Sustainability

A total of **125** respondents provided a comment specifically on this priority. The following graph shows the total number of respondents by each theme of comment. The subsequent slides summarise or quote the unique points and suggestions that were made.



4 people also commented on 'other general comments'.



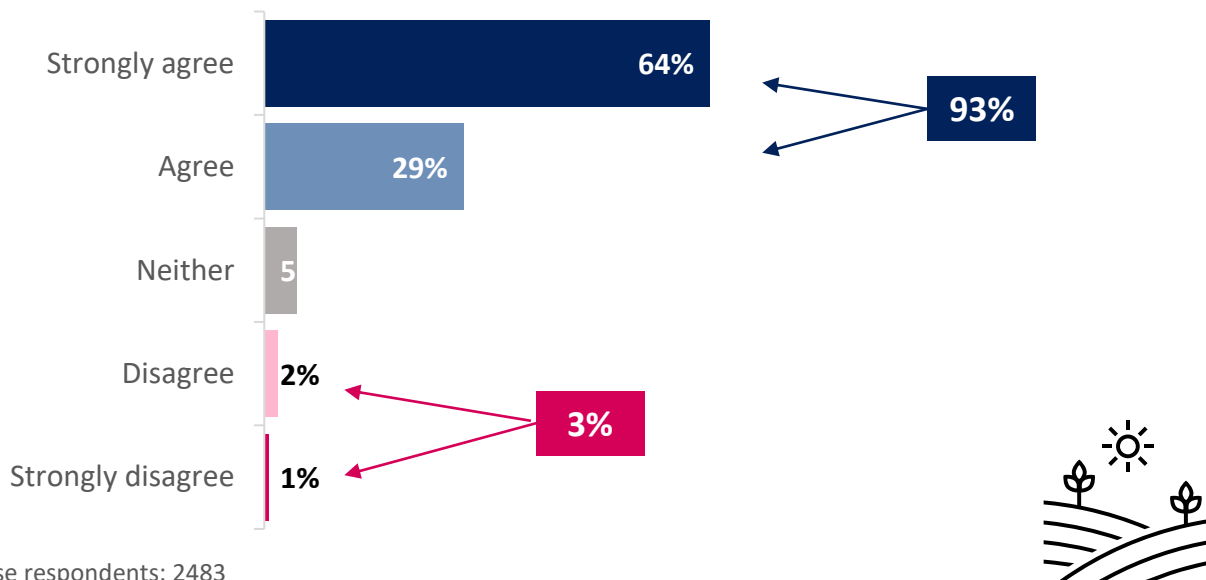
Overall feedback



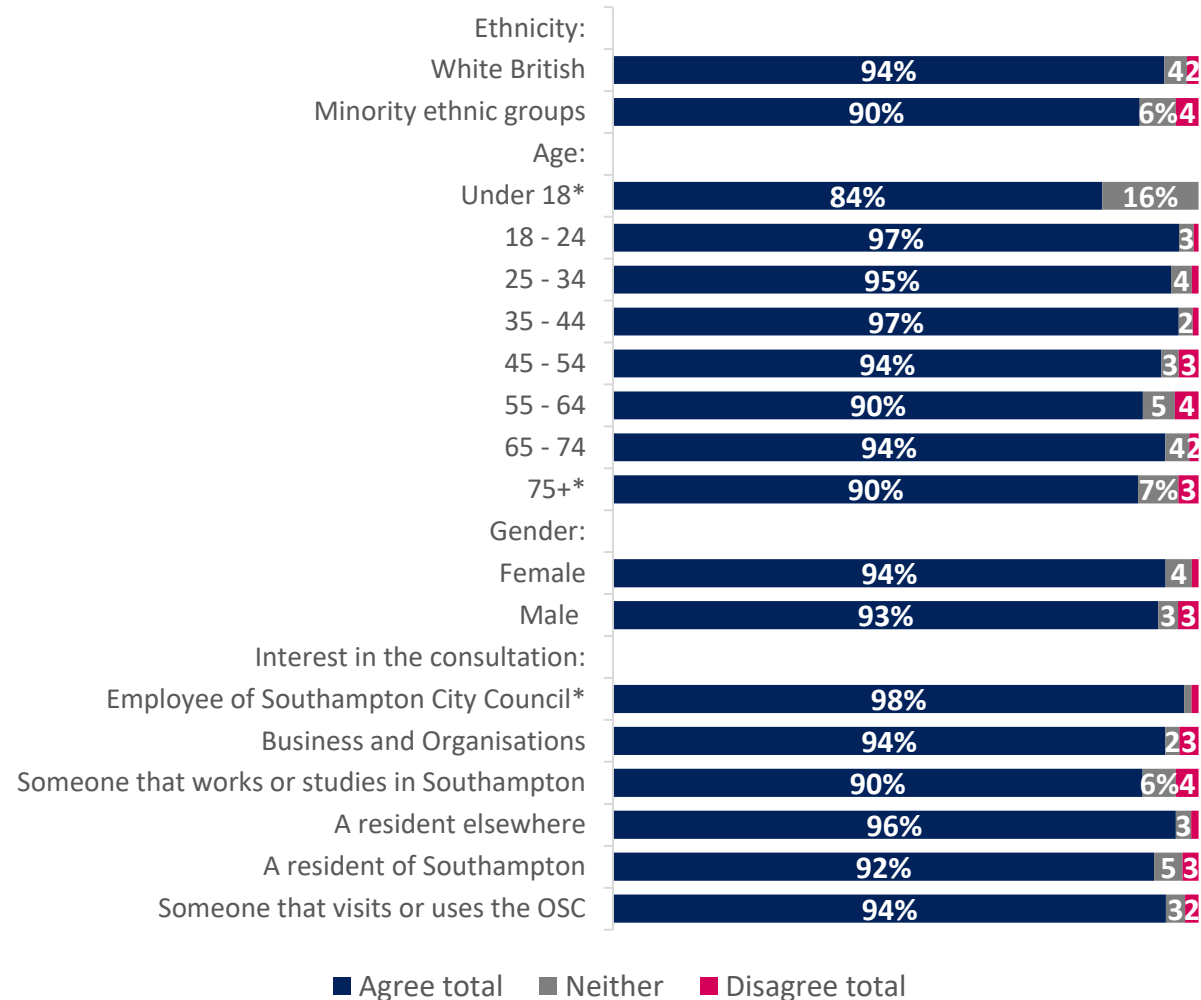


Question: To what extent do you agree or disagree with the proposals for the Outdoor Sports Centre overall?

Overall:



Broken down by demographics:



**Sample size – fewer than 50 respondents

*Sample size – fewer than 100 respondents

Key findings:

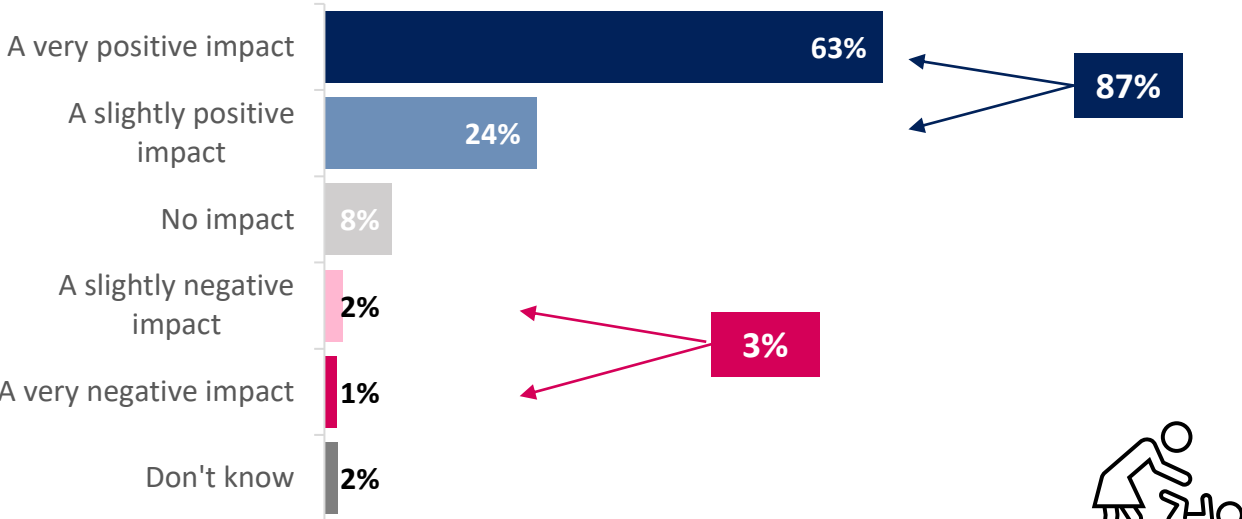
- The majority of respondents agreed with the proposals for the Outdoor Sports Centre overall (93%)
- Respondents under 18 agreed to the lowest extent (84%)



Impact levels on you and your family

Question: If the proposed changes outlined in this consultation were implemented, what impact do you feel this may have on you and your family?

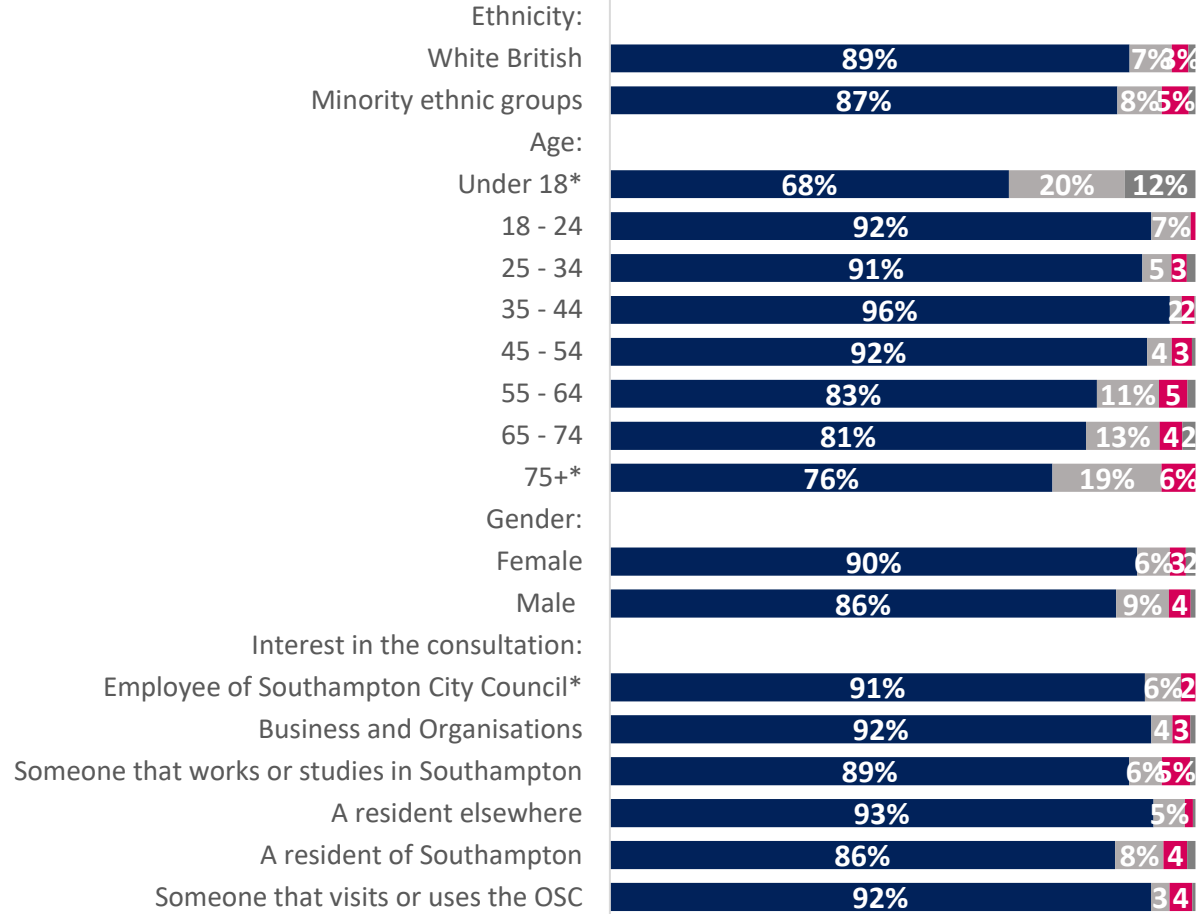
Overall:



Base respondents: 2474



Broken down by demographics:



■ Positive total ■ No impact ■ Negative total ■ Don't know

**Sample size – fewer than 50 respondents

*Sample size – fewer than 100 respondents

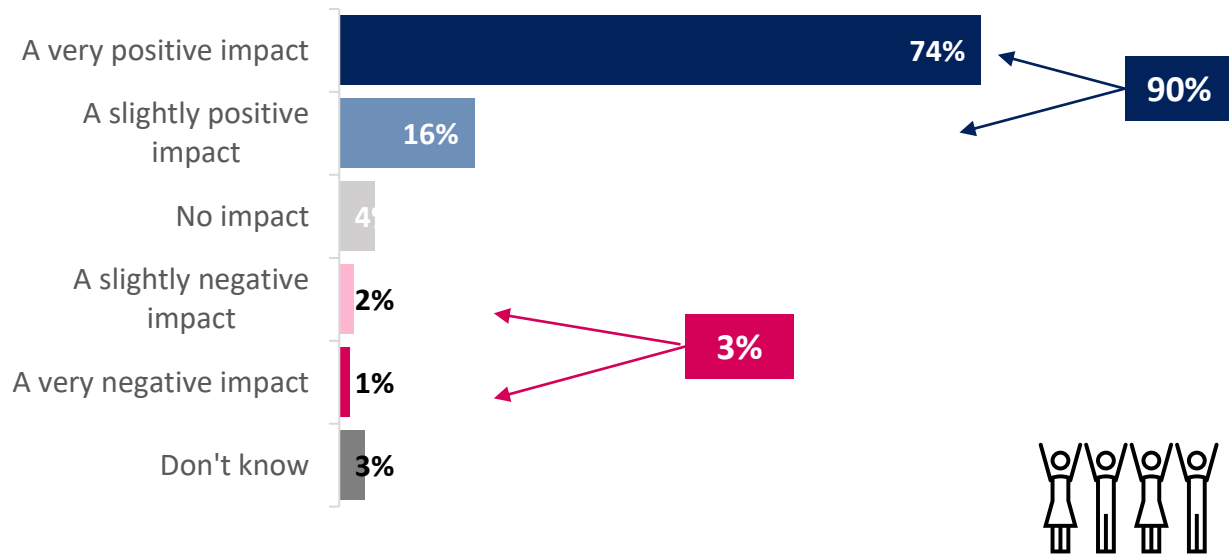
Key findings:

- The majority of respondents selected that there would be a positive impact on them and their family if the changes were implemented (87%)
- Respondents between the ages of 35 – 44 selected that there would be a positive impact on them and their family to the highest extent (96%)



Question: If the proposed changes outlined in this consultation were implemented, what impact do you feel this may have on your community?

Overall:

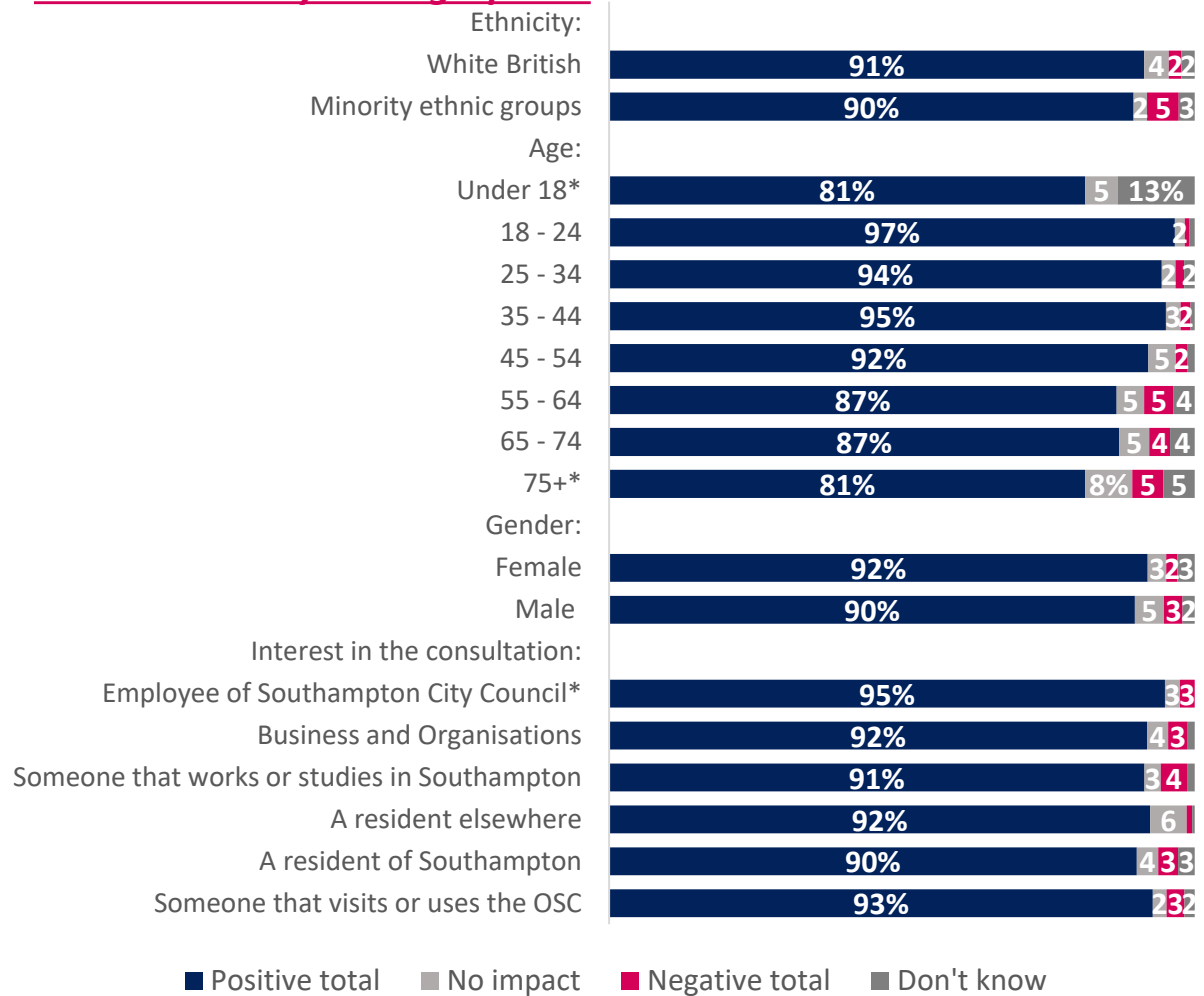


Base respondents: 2449

Key findings:

- The majority of respondents selected that there would be a positive impact on their community if the changes were implemented (90%)
- Respondents from Bevois (11%) and Bassett (8%) were more likely to select that the changes would have a negative impact on their community, compared to any other ward

Broken down by demographics:



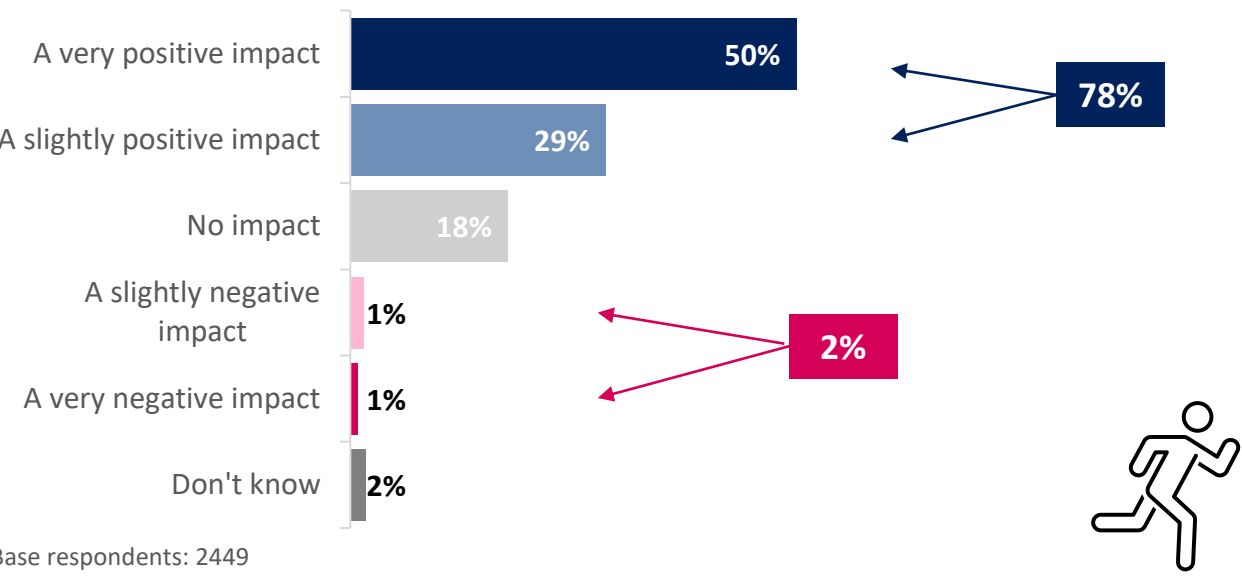
**Sample size – fewer than 50 respondents
*Sample size – fewer than 100 respondents



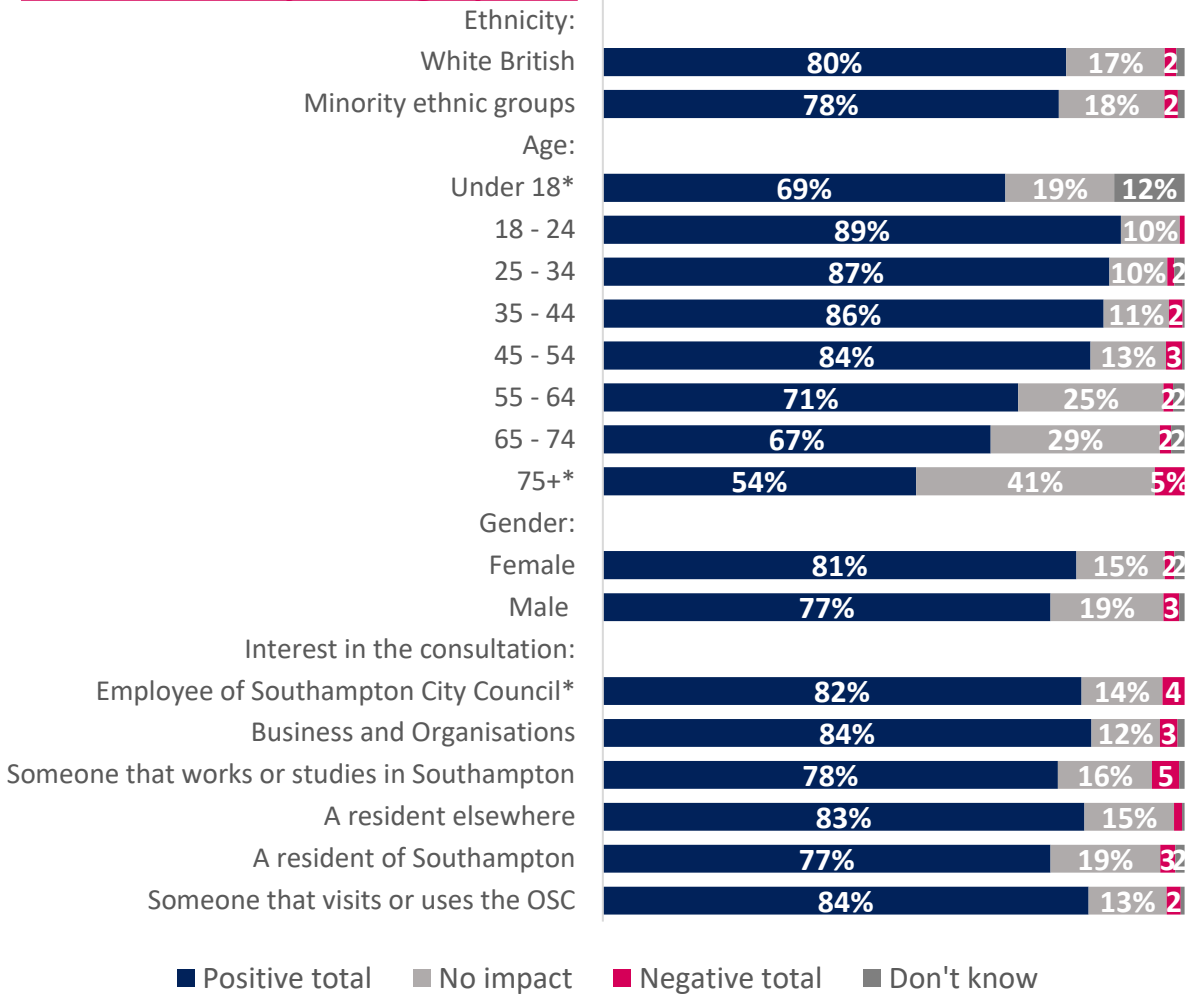
Impact levels on your level of physical activity

Question: If the proposed changes outlined in this consultation were implemented, what impact do you feel this may have on your level of physical activity?

Overall:



Broken down by demographics:



Key findings:

- The majority of respondents said that if the changes outlined in the consultation were implemented, there would be a positive impact on their level of physical activity (78%)
- This is slightly lower than the positive impact that the changes will have on respondents' communities and family
- In general, the younger age groups selected that the changes will have a positive impact more than older age groups


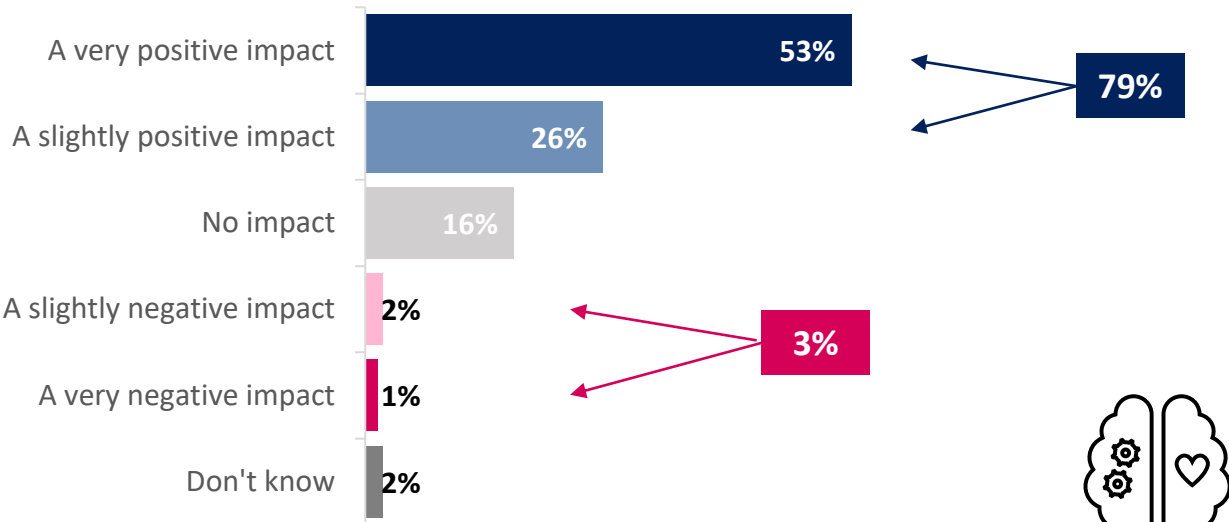
**Sample size – fewer than 50 respondents
 *Sample size – fewer than 100 respondents



Impact levels on your mental health and wellbeing

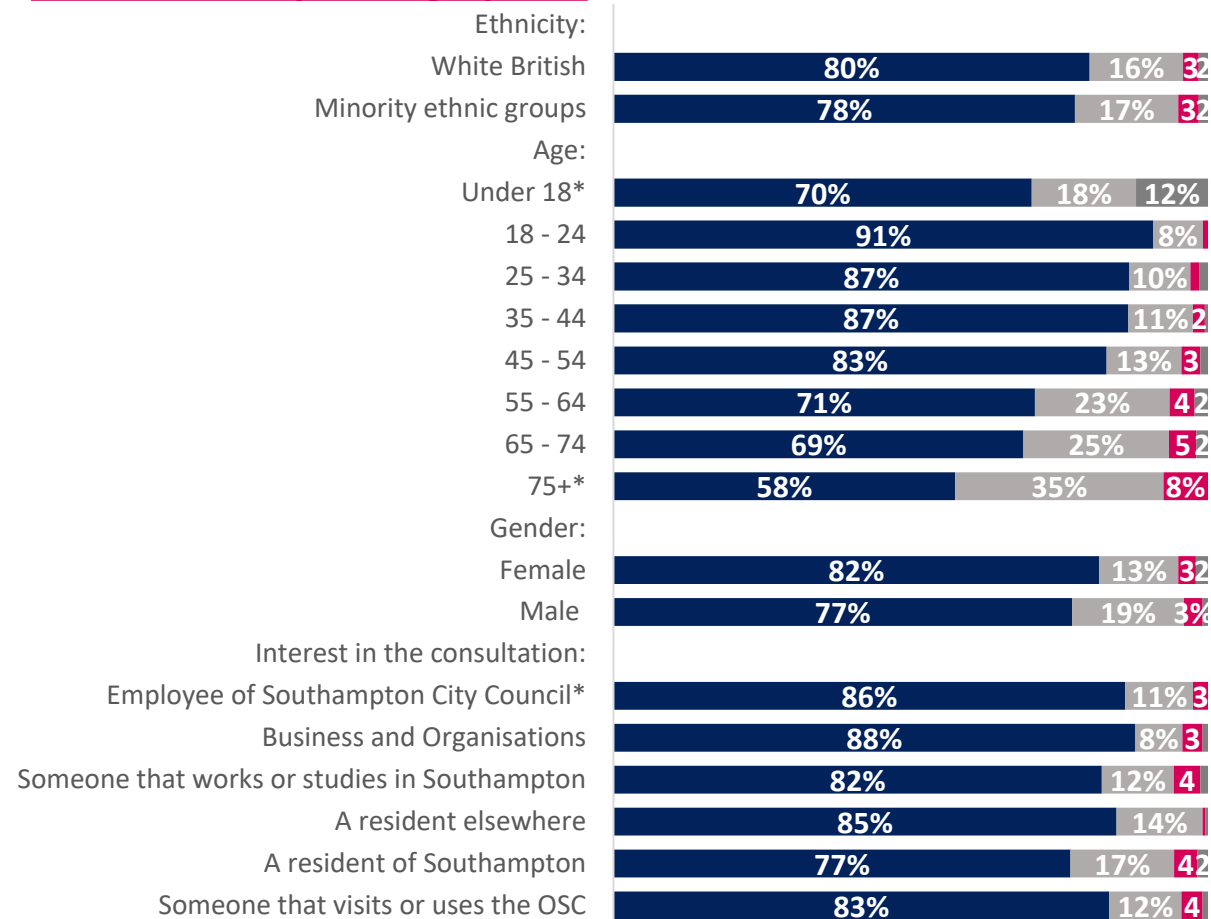
Question: If the proposed changes outlined in this consultation were implemented, what impact do you feel this may have on your mental health and wellbeing?

Overall:



Base respondents: 2448

Broken down by demographics:



■ Positive total ■ No impact ■ Negative total ■ Don't know

**Sample size – fewer than 50 respondents

*Sample size – fewer than 100 respondents

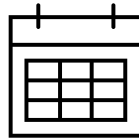
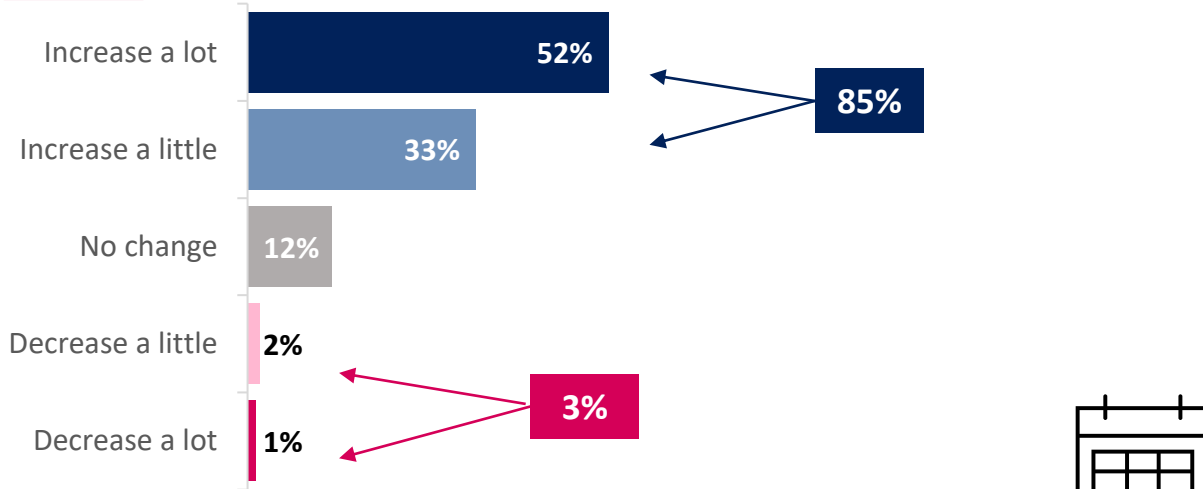
Key findings:

- The majority of respondents said that if the changes outlined in the consultation were implemented, there would be a positive impact on their mental health and wellbeing (79%)
- This is slightly lower than the positive impact that the changes will have on respondents' communities and family
- In general, the younger age groups selected that the changes will have a positive impact more than older age groups



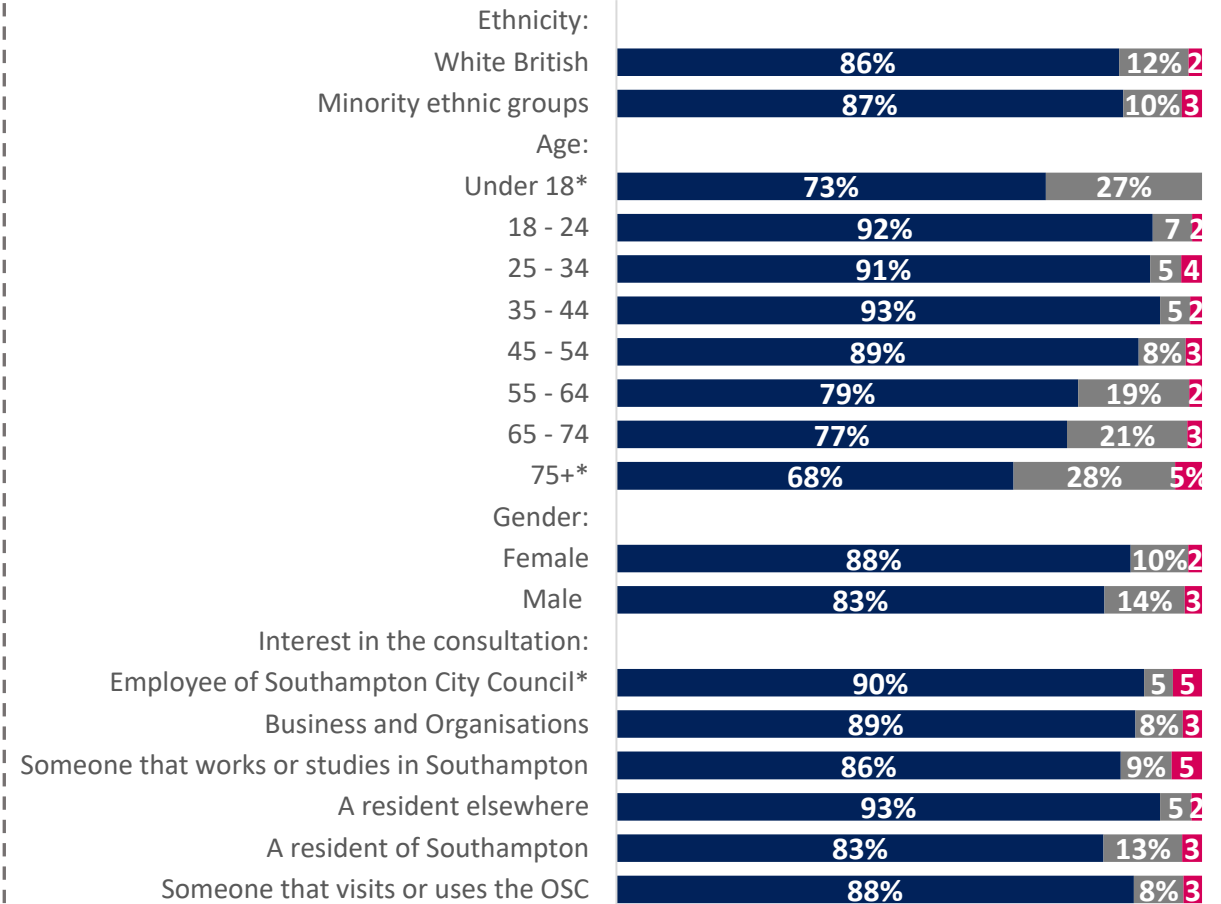
Question: If the proposed changes to the Outdoor Sports Centre were implemented, do you feel your use of the Outdoor Sports Centre would change?

Overall:



Base respondents: 2478

Broken down by demographics:



■ Increase total ■ No change ■ Decrease total

**Sample size – fewer than 50 respondents

*Sample size – fewer than 100 respondents

Key findings:

- The majority of respondents said that their use of the Outdoor Sports Centre would increase (85%), if the proposed changes were implemented
- Respondents over 75 selected that their use would not change to the highest extent (28%)
- Respondents who were 18-24 said their use would increase to the highest extent (92%)

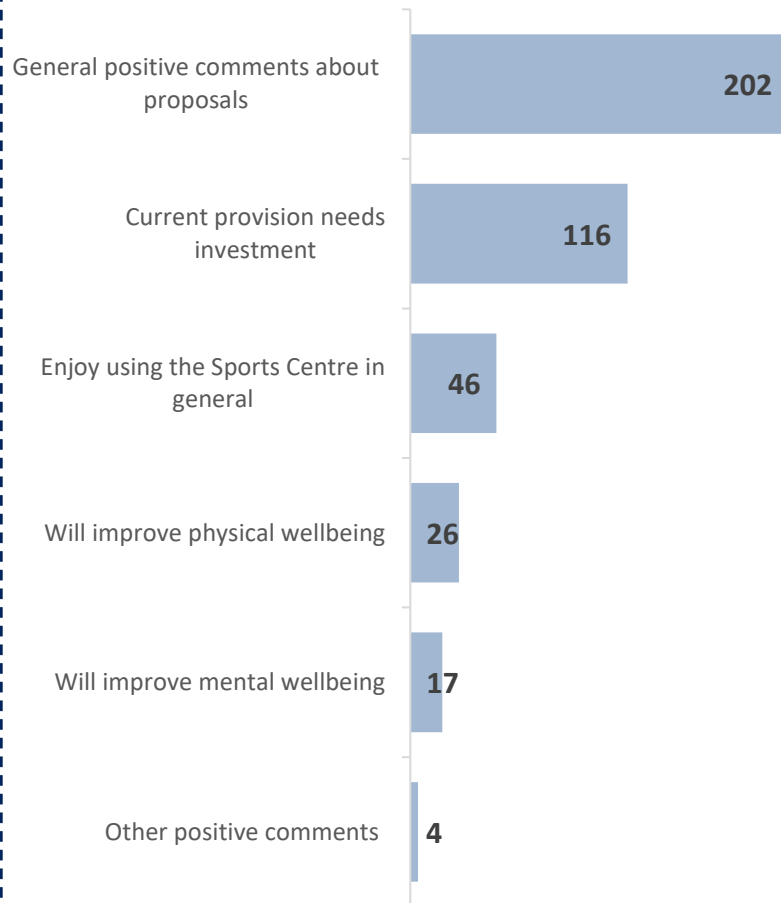


These graphs are in respondent count rather than percentage

Overall feedback

A total of **681** respondents provided a comment specifically on overall feedback. The following graph shows the total number of respondents by each theme of comment. Suggestions are on the next slide. The subsequent slides summarise or quote the unique points and suggestions that were made.

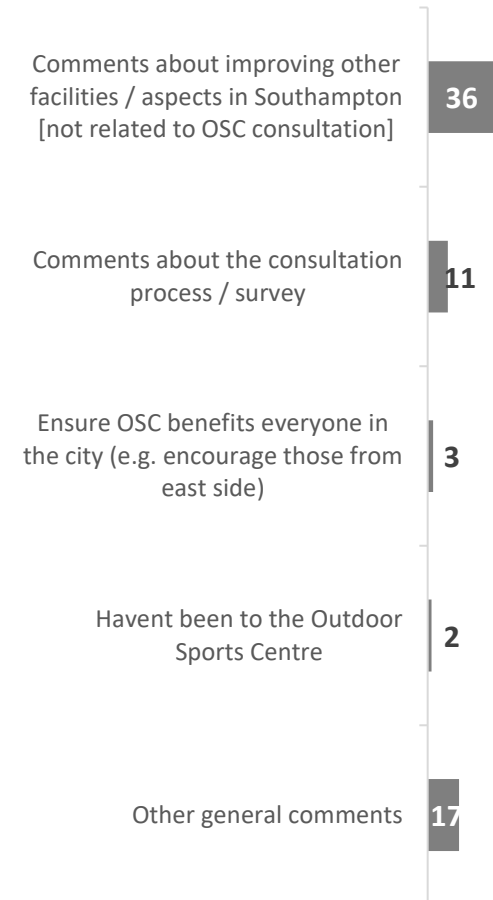
Positive comments



Negative comments / concerns



General comments





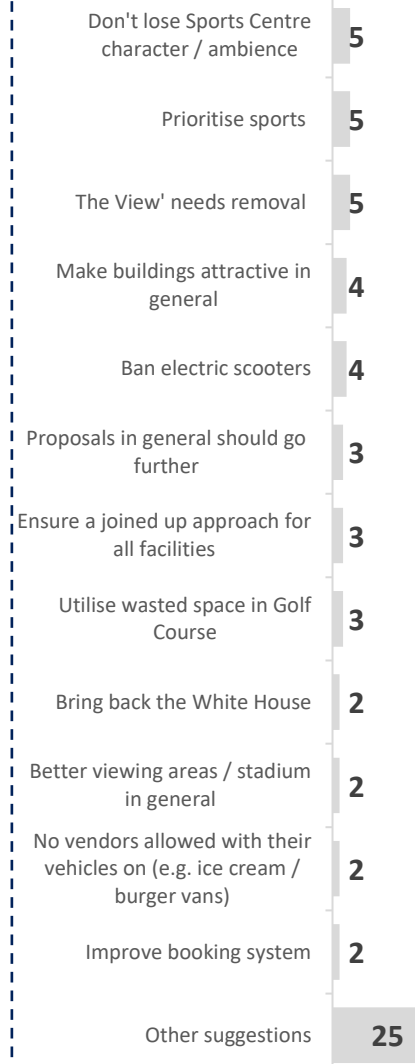
These graphs are in respondent count rather than percentage

Overall feedback – suggestions

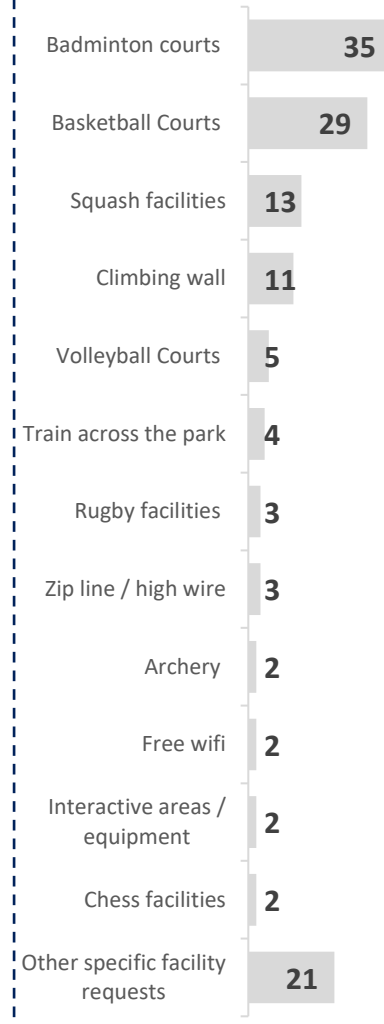
Other suggestions



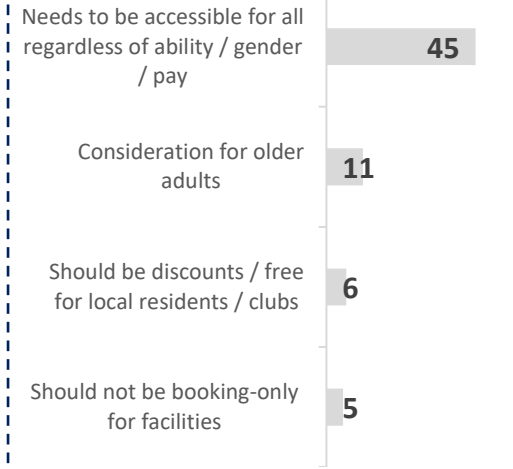
Other suggestions



New activity / facility suggestions



Safety suggestions



Access / considerations suggestions

