

Child Friendly Southampton

Remote Participation Pack

FOR PROFESSIONALS RUNNING CHILD FRIENDLY ACTIVITIES

What is this pack for?

We have spent the last few months consulting with children and young people about their thoughts and feeling about Southampton. We now want to share the results of this consultation with them and for them to help us vote on the priorities the **Child Friendly Programme** will work on for the next 2- 5 years,

This **Remote Participation Pack** has been created to help you engage the children and young people you work with in voting on their priorities.

In the pack you will find:

- Information about Child Friendly Cities
- Information about the 'Discovery' stage of the Child Friendly programme
- Principles on a Child Rights based approach to working
- How we are using children and young people's data
- What informed consent is and how you can implement it
- Ways to be inclusive of all the children and young people you work with
- Safeguarding
- Next steps
- How to contact us
- The activities!

ABOUT CHILD FRIENDLY CITIES

Child Friendly Cities & Communities is a UK Committee for UNICEF (UNICEF UK) programme that works with councils to put children's rights into practice. The programme aims to create cities and communities in the UK where all children – whether they are living in care, using a children's centre, or simply visiting their local library – have a meaningful say in, and truly benefit from, the local decisions, services and spaces that shape their lives.

The programme is part of Child Friendly Cities – a global UNICEF initiative launched in 1996 that reaches more than 30 million children in over 40 countries in the UK, we provide training based on the **United Nations Convention on the Rights of the Child** and support councils, their partners, and children and young people, as they work together on an ambitious three-to-five-year journey towards international recognition as a UNICEF UK Child Friendly City or Community

For more information visit [unicef.org.uk/cfc](https://www.unicef.org.uk/cfc)

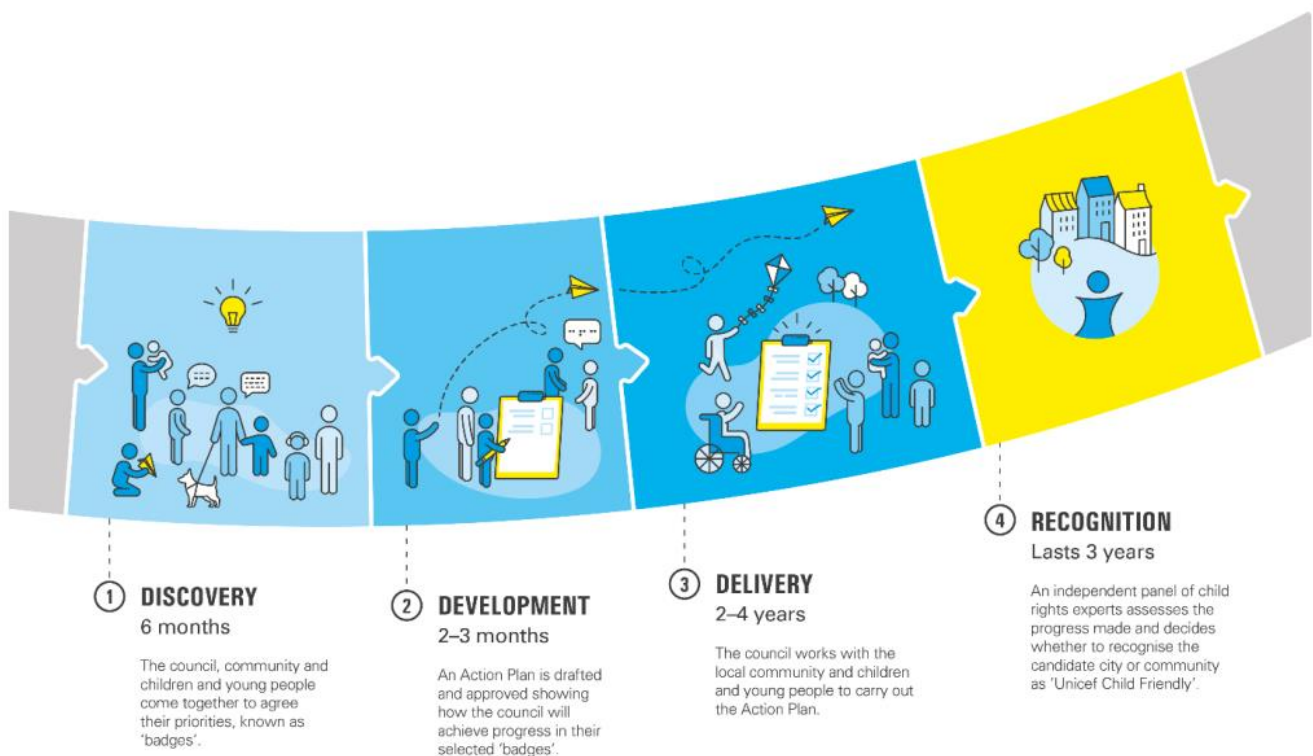
DISCOVERY

This pack has been put together to enable the remote participation of a diverse range of children and young people in the Discovery Phase for Southampton's UNICEF (UNICEF UK) Child Friendly Cities & Communities (CFC) journey.

The activities will capture the inputs of children and young people in a meaningful and visual way, ensuring that their views and opinions are taken into account. Thank you for supporting children and young people in your community to be part of this important milestone in the CFC journey.

ABOUT THE DISCOVERY PHASE

The Discovery Phase is dedicated to building an understanding of the local context for children and young people, and to gain an insight into their lived experiences within their cities and communities; including the local strengths, priorities, challenges, and areas that require improvement. The views of children and young people are crucial to the Discovery Phase and to determining focus areas for the next phase of the local CFC journey



PRINCIPLES OF A CHILD RIGHTS -BASED APPROACH

Any activity carried out as part of the CFC programme is guided by the seven principles of a [child rights-based approach](#):

- Dignity
- Participation
- Life
- Survival and Development
- Non-discrimination
- Transparency & Accountability
- Best Interests
- Interdependence & Indivisibility.

For those of you who have completed CFC's Children's rights in practice: An introduction training, these will be familiar concepts.

We ask that the facilitation of the session aligns with these principles. In doing so please ensure that the dignity of the child is always upheld, and that informed consent is obtained. This means that children and young people understand the session that they are being invited to participate in and of how their views will be used.

No child or young person should be forced to participate, and anyone can stop participating at any point.

We ask that children and young people are given clear information about next steps and what they can expect in terms of feedback following their participation in the session.

USING CHILDREN AND YOUNG PEOPLE'S DATA

The information collected about you during this survey will only be used for the purposes of research. We will only share your information with other organisations or council departments if we need to.

The survey responses will be analysed by Southampton City Council. We may also share it to prevent, investigate or prosecute criminal offences, or as the law otherwise allows.

Please be aware that any comments given on this form may be published in reports. However, the council will endeavour to remove any references that could identify individuals or organisations. Our Privacy Policy (<http://www.southampton.gov.uk/privacy>) explains how we handle your personal data, and we can provide a copy if you are unable to access the Internet.

INFORMED CONSENT

Informed consent is inherent to a child rights-based approach. It is of fundamental importance that children and young people participating in any activity do so with full understanding of what they are participating in, how their input will be used, and how they can opt out if they change their mind about participating.

INCLUSION

We welcome the perspectives of all children and young people regardless of their age, their capacity, who they are or whether they have done this type of work before. Please include a diversity of views, opinions, and experiences, and encourage children to freely express themselves in the materials.

You know the children taking part best and we trust that you will adapt the session accordingly to make sure they can take part in a way that suits them.

NEXT STEPS

Once all votes are received, we will submit our results to senior council members to sign off and share with UNICEF who will ensure we have listened to what children and young people have asked for.

We will then move into the 'Development' stage of the UNICEF UK Child Friendly journey where we will involve children and young people in the development of action plans based on the chosen priorities.

SAFEGUARDING

The safety and wellbeing of children and young people taking part is our primary concern. We want to ensure that the sessions feel welcoming, accessible, and supported for everyone.

We have found that running these activities sometimes bring up issues for children and young people that can feel difficult as we are encouraging reflections on accessing their rights within their community and feeling safe, happy, and healthy. Children should not be asked to share anything they are not comfortable with, and we would encourage you to start the session with a shared space agreement that covers respect and confidentiality. The session should be delivered in a child-friendly space with supportive adults known to the children and young people, who can follow up on any concerns beyond the session.

In facilitating this session please do so in line with your usual safeguarding practices.

Please also ensure that any quotes that appear in the materials you submit are not identifying in any way. Take care to redact anything you feel would compromise the child's wellbeing or safety.

All materials should be anonymised, and we request for photographs of the work only, not of children taking part.

Below are some places you can direct young people or contact with yourself for additional support if any safeguarding issues are raised.

Child Friendly Safeguarding Officer

Stuart Webb – Service Manager, Quality Assurance, Children and Learning, Southampton City Council

Child.friendly@southampton.gov.uk

If you are concerned for yours, or anyone else's immediate safety then please call the Police on 999.

There are support and information services available on many of the issues raised, please find details Below:

No Limits

[Advice Centre \('One Stop Shop' For You To Get Help\) \(nolimitshelp.org.uk\)](http://nolimitshelp.org.uk)

The No Limits Advice Centre is an informal, friendly 'one stop shop' for you to get help with any issues you may be facing.

Samaritans

[Contact Us | Samaritans](#)

Call or chat any time day or night

CONTACTING US

If you would like to get in touch with the Child Friendly Southampton Team you can do by emailing:

child.friendly@southampton.gov.uk

Facebook: [Child Friendly Southampton](#)

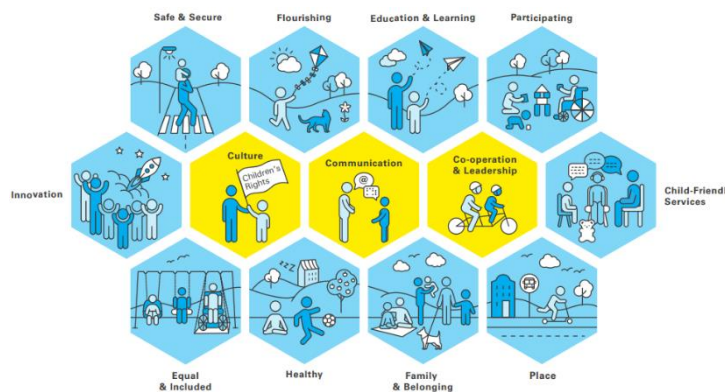
Instagram: [Child Friendly Southampton](#)

Website: www.southampton.gov.uk/childfriendly

The activities!

As we mentioned above, we have been consulting with children and young people over the past few months on what they think and feel about Southampton. We are now ready to share these results with them and for them to help us vote on the cities Child Friendly Priorities for the next 2-5 years.

What are the priorities?



UNICEF UK refer to the priorities as badges. There are 3 mandatory badges (yellow) and 10 that we can vote on (blue). We are allowed to choose 3 badges for the city's priorities and along with the yellow ones we will have 6 priorities in total.

Helping children and young people vote on their priorities:

Step 1 – Animation

Share this animation with them which is designed to help them understand the consultation results and inform their voting.

[Child Friendly Animation](#)

Step 1.2 – Child Friendly report

In addition to the video, we have a child friendly report available, if they would like some extra info or are interested in knowing more about the data you can share this with them – we have made it friendly for children and young people.

[Child Friendly data report](#)

Step 2 – The badge voting

Click on the following link which will take you to a [Badge framework](#) page, explain what the badges are and what the aspiration would be for the city depending on which badges are chosen. When ready head to the [Badge Voting](#) page and ask them to vote on their 3 top badges and submit the vote.

All this information is also available on our website: [How to get involved](#)

We have also suggested an activity you may wish to carry out:

Activity 1 – Token voting

Resources needed:

- Internet connection to show young people the animation
- Digital or printed copy of the child friendly report
- Printed badge images
- Tokens

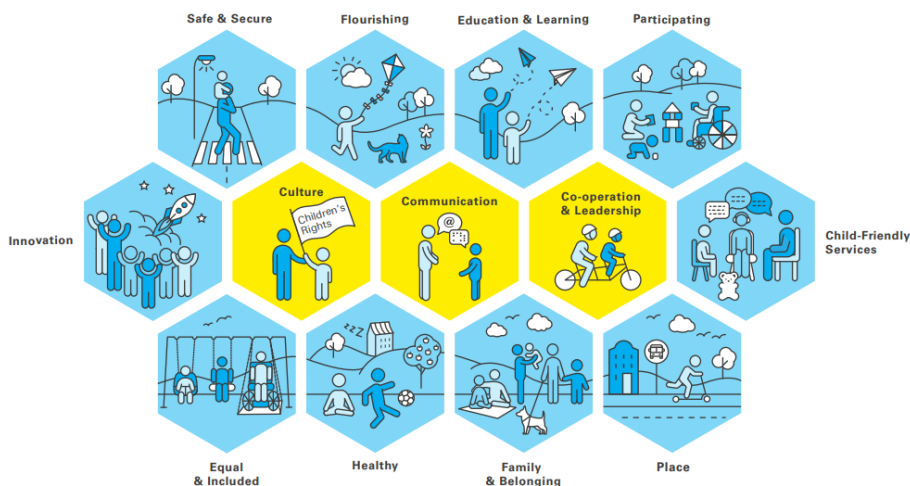
**All resources and worksheets are at the end of the actives section under 'resources' and in the appendices.*

Age range:

- All ages

Although this activity is suitable for all age ranges it may best suit early years age groups.

TIP: You may wish to make the badge framework available for this activity and with the group facilitator talk through the purpose of each badge.



As one large or several smaller groups show the young people the child friendly animation, explaining that the animation shows the views of children and young people who live, work, and learn in Southampton. The animation is designed to help them see what other children and young people think and feel about where we live.

In addition to the animation, you may wish to allow the young people to look at the child friendly report. It contains more information and depending on the young persons learning style may suit them to have extra time to digest the information.

After children and young people have viewed the animation and/or read the report they can vote on their blue priorities.

Print the blue badges off and display in your setting. Using tokens or stickers or something similar provide the children and young people with 3 each to place their votes.

As activity coordinator please collate all votes and submit them here for them to be included: [Badge Voting](#)

Activity 2 – Pride and Challenge debate

Resources needed:

- Internet connection to show young people the animation
- Digital or printed copy of the child friendly report
- Internet connection for access to badge voting link

**All resources and worksheets are at the end of the actives section under 'resources' and in the appendices.*

Age range:

- Primary
- Secondary
- 16+

TIP: It is important that this part of the session is facilitated in a way that both the positive and negative areas within the community are reflected on equally.



As one large or several smaller groups ask the young people to 'debate' the pride and challenge of Southampton.

Use the following questions to support conversation:

- Where do you feel welcome?
- Can you get involved in decision making?
- Do you feel listened too?
- Where do you feel safe?
- Are there enough things for you to do?
- Do you feel included?
- What do you think your city or community can be most proud of for children and young people growing up here?
- What are the challenges for your city or community, what needs to improve?
- Do you feel you can trust supportive adults such as police and teachers?
- Do you know about your rights?

Activity continued.....

Once the young people have had the opportunity to 'debate' go onto to show the young people the child friendly animation. Explaining that the animation shows the views of other children and young people who live, work, and learn in Southampton. The animation is designed to help them see what other children and young people think and feel about where we live.

In addition to the animation, you may wish to allow the young people to look at the child friendly report. It contains more information and depending on the young person's learning style may suit them to have extra time to digest the information.

Now is the time to vote:

You can share the voting link directly with children and young people and ask them to place their voted themselves or undertake the voting as an activity.

Print the blue badges off and display in your setting. Using tokens or stickers or something similar provide the children and young people with 3 each to place their votes.

As activity coordinator please collate all votes and submit them here for them to be included: [Badge Voting](#)

Activity 3 – Your future Southampton

TIP: There is an alternative 'your favourite things' worksheet available which may suit your young person/people better

Resources needed:

- Your future Southampton worksheet
- Internet connection to show young people the animation
- Digital or printed copy of the child friendly report
- Internet connection for access to badge voting link

**All resources and worksheets are at the end of the actives section under 'resources' and in the appendices.*

Age range:

- Early Years
- Primary

Although this activity is suitable for early years and primary it is suitable for all age groups.

Using the worksheet below, ask your young people to draw or write /describe their future Southampton. Ask them to think about how they see Southampton in future either for them, their friends or their family. What things would they like to see improved or what things to the think are great and would like to still be here.

After they have completed the worksheet show the young people the child friendly animation, explaining that the animation shows the views of children and young people who live, work, and learn in Southampton. The animation is designed to help them see what other children and young people think and feel about where we live.



In addition to the animation, you may wish to allow the young people to look at the child friendly report. It contains more information and depending on the young person's learning style may suit them to have extra time to digest the information.

You can share the voting link directly with children and young people and ask them to place their voted themselves or undertake the voting as an activity.

Print the blue badges off and display in your setting. Using tokens or stickers or something similar provide the children and young people with 3 each to place their votes.

As activity coordinator please collate all votes and submit them here for them to be included: [Badge Voting](#)

Resources:

[Child Friendly Animation](#)

[Child Friendly data report](#)

[Child Friendly City Badges](#)

[Badge framework](#)

[Badge Voting](#)

If you have any problems with these links you can access the up to date on our website: [How to get involved](#)



CANDIDATE
CHILD FRIENDLY
CITY



Appendix 1 – My future Southampton worksheet



2. Tell us about your future Southampton by finishing this sentence:

MY FUTURE SOUTHAMPTON LOOKS LIKE...

(Please finish this sentence by writing or drawing a picture in the box below.)



CANDIDATE
CHILD FRIENDLY
CITY



Appendix 2 – My future Southampton worksheet



2. Tell us about your favourite thing in Southampton

(by writing or drawing a picture in the box below.)



Appendix 3 – Voting tokens



Appendix 4 – Child Friend badges

